



भारतीय शिक्षक प्रशिक्षण संस्थान

Indian Institute of Teacher Education

(A State Public University established by Government of Gujarat)

INDEX

Sr. No	Particulars	Page No.
1	Student Section	4
2	Admission list	5
3	Enrolled student list	5
4	Admission cancel process after enrollment number	6
5	Admission cancel process before enrollment Number	7
6	Details change request	9
7	College Transfer	12
8	Internship Report	14
9	Attendance	15
10	Academic Form	17
11	Exam Section	22
12	Program Structure	22
13	Exam Form	25
14	.Pre exam dashboard	42
15	Exam date wise student list & Exam Attendance report	43
16	Session all exam student list	47
17	Internal marks entry	49
18	Post exam dashboard	53
19	Office record (O.R) Report	54
20	Ranker report	56
21	Repeater Student Report	58

Facilities Provided in Principal Login

URL: <http://portal.iite.ac.in>

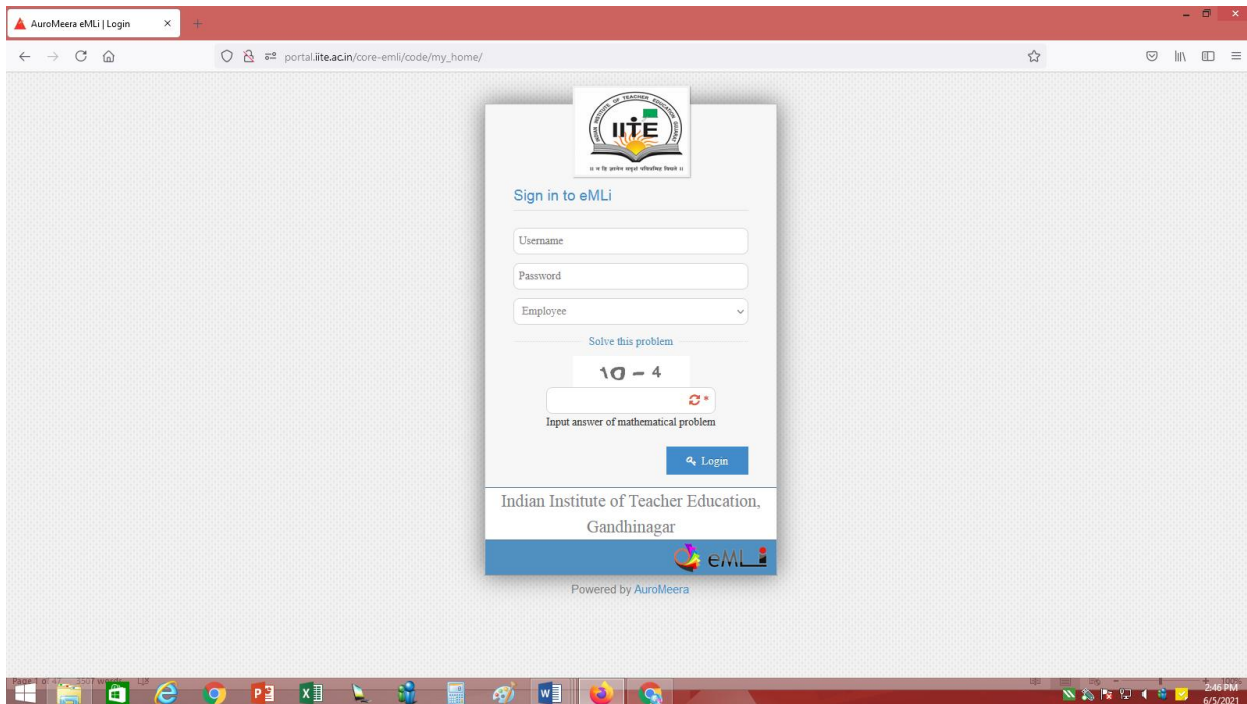
Two Menu Given in Principal Login

Student

1. Admission list
2. Enrolled student list
 - Admission cancel process after enrollment number
 - Admission cancel process before enrollment Number
3. Details change request
4. College Transfer
5. Internship Report
6. Attendance
7. Academic Form

Exam


1. Program Structure
2. Exam Form
3. Pre exam dashboard
 - Exam date wise student list & Exam Attendance report
 - Session all exam student list
 - Internal marks entry
4. Post exam dashboard
 - Office record (O.R) Report
 - Ranker report
 - Repeater Student Report



Once Login it will show as below

Exam Form

portal.ite.ac.in/core-emli/code/emli/

 Center of Education,ITE,Gandhinagar
[Sign out](#)

Student Exam


Examination

Windows taskbar: 4:09 PM 4/22/2021

Student menu

Exam Form

portal.ite.ac.in/core-emli/code/emli/

 Center of Education,ITE,Gandhinagar
[Sign out](#)

Student Exam

Admission List

Enrolled Student List

Details Change Request

Windows taskbar: 4:09 PM 4/22/2021

1. Student admission list

The screenshot shows the 'Manage Counselling' interface for the Center of Education, IITE, Gandhinagar. It displays a table with the following data:

ACTION	PROGRAM	ADMISSION COUNTER	DOCUMENT VERIFIED	MIGRATION VERIFIED	DOCUMENT AND MIGRATION VERIFIED
	Ph.D.	18	17	0	0
	B.A. B.Ed.	92	88	88	88
	M.Sc.M.Ed.	53	51	50	50
	B.Sc. B.Ed.	110	89	82	82
	M.A. M.Ed.	2	1	1	1
	B.Ed. M.Ed.	10	8	8	8
	M.Ed.	1	1	0	0

The interface also includes a search bar, a total count of 286, and an 'Excel' download button.

2. Enrolled student list

Shown total students of particular course. And also download in excel

The screenshot shows the 'Enrolled Student List' interface. It displays a list of students with the following details:

ID	Name	Year	Contact
210010010069	Patel veda	2020	6352726607
210010010070	Pargi divyesh	2020	9979423473
210010010071	Rathva dharmik bhilubhai	2020	9909271313
210010010072	Prajapati gaurav dineshkumar	2020	9638236470
210010010073	Jalpa bambhaniya	2020	9824289578
210010010074	Aashita bachani	2020	7000472488
210010010075	Parmar nikhilkumar mansingbhai	2020	7575858970
210010010076	Solanki ishwari babu	2020	9624012728
210010010077	Jesal kadachha	2020	7016562827
210010010078	Damor krishnaben fulabhai	2020	9712656850
210010010079	Mayurkumar	2020	9427574190
210010010080	Dev karelia	2020	7990143958
210010010081	Vandana sindha	2020	9925555450
210010010082	Soliya parth dineshbhai	2020	9054498987

The interface includes a search bar and an 'Excel' download button. One entry (ID 210010010070) is marked as 'Admission Cancel'.

Enrolled Student List

portal.iite.ac.in/core-emil/code/emil/

Center of Education, IITE, Gandhinagar
Sign out

Student Exam

BACHELOR OF SCIENCE & BACHELOR OF EDUCATION-02 719 STUDENTS

Excel Search:

ACTION	ENROLLEMENT NO.	STUDENT NAME	ENTRY YEAR	MOBILE
		Priyankaben Baria	2011	9979192017
		Dhruv Barot	2011	9409358673
		Foramben Chaudhari	2011	9725096501
		Jayaben Chaudhari	2011	9825455109
		Mittalkumari Chaudhari	2011	9725617808
		Prekshaben Chaudhary	2011	9724824200
		Vandanaben Chaudhari	2011	7874207472
		Vishwaskumar Chaudhari	2011	7359783733
		Sumanben Chaudhary	2011	9409653249
		Anjaliben Godhasara	2011	8866556165
		Jayshreeben Goswami	2011	9998882711
		Kajalbahen Joshi	2011	9574546008

Admission cancel process after enrollment number

First of all, request of cancel admission will be generated from college/principal login. Once they login in their portal, then go to Student>Enrolled Student list. In that list it will show all students with Action column to cancel admission

Center of Education, IITE, Ahmedabad
Sign out

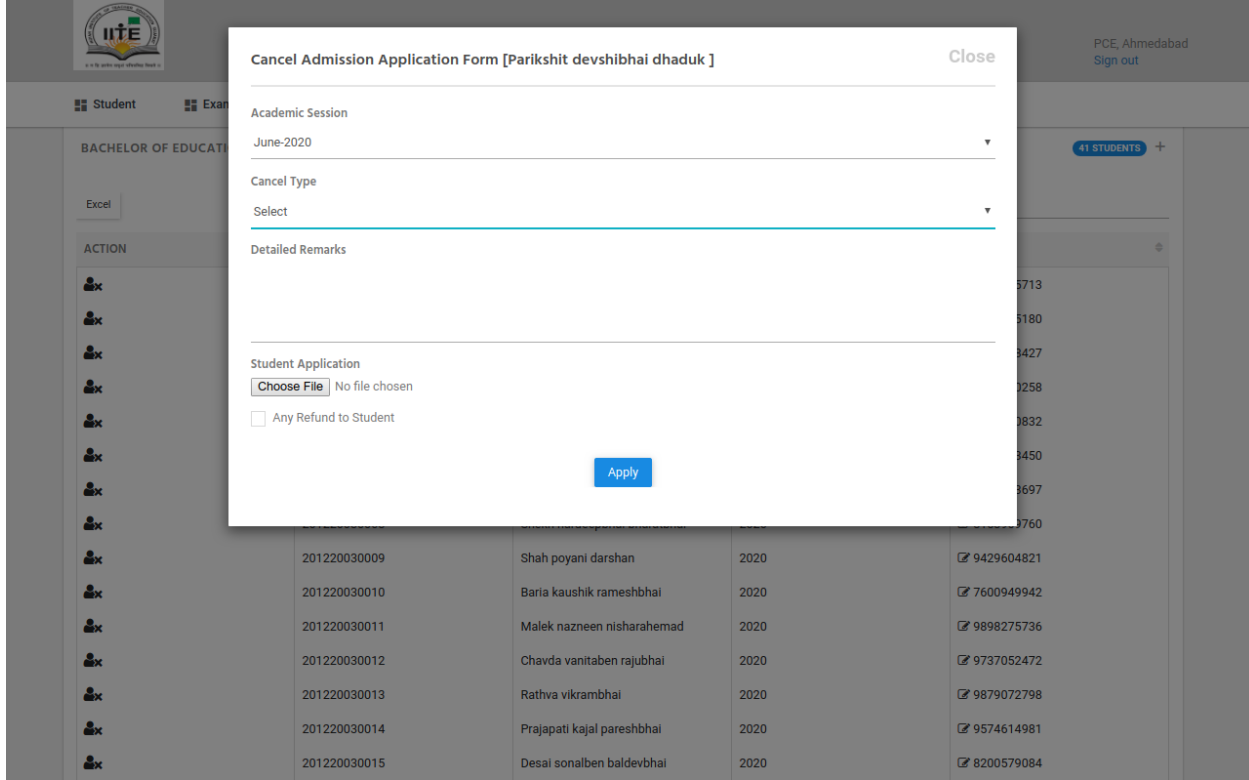
Student Exam

BACHELOR OF EDUCATION 41 STUDENTS

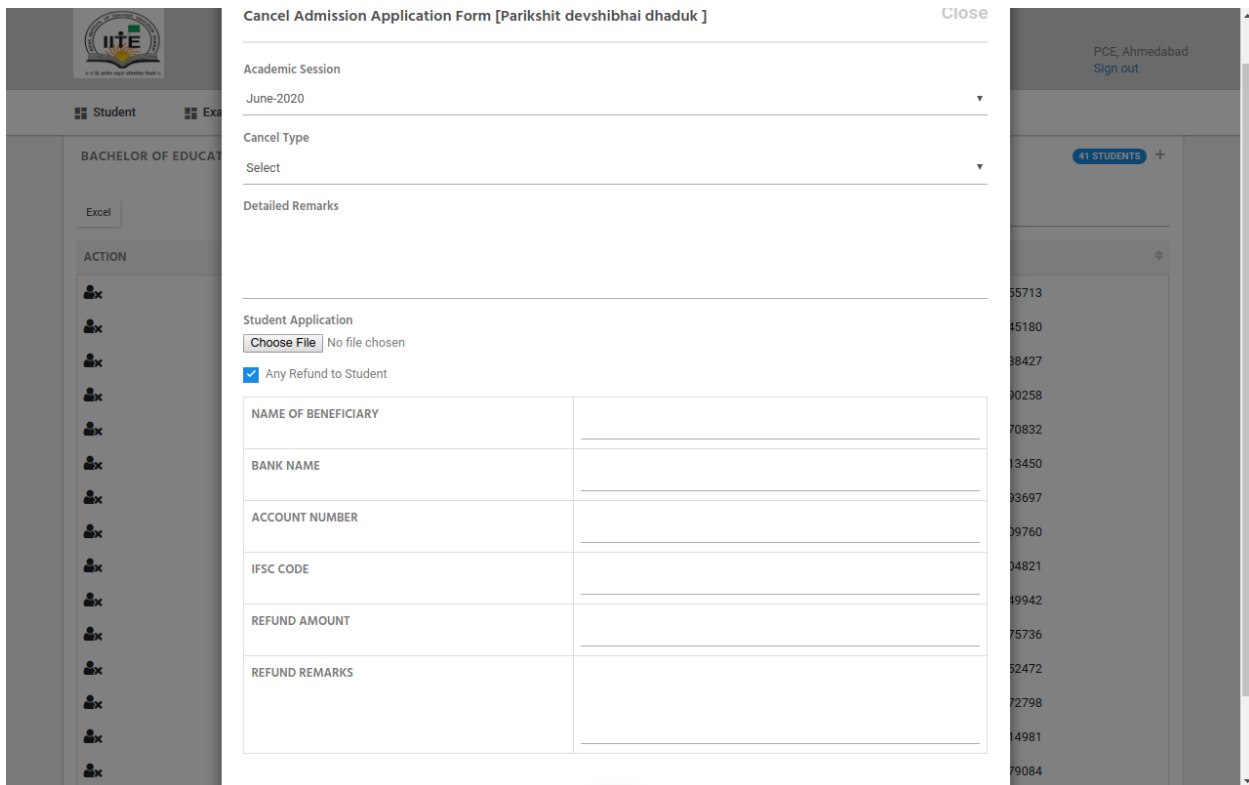
Excel Search:

ACTION	ENROLLEMENT NO.	STUDENT NAME	ENTRY YEAR	MOBILE
	201220030001	Parikshit devshibhai dhaduk	2020	8238455713
	201220030002	Antani vagmi apurva	2020	9429545180
	201220030003	Dave zalak gautambhai	2020	7575838427
	201220030004	Zarana Islaniya	2020	9924390258
	201220030005	Hiteshkumar	2020	8734070832
	201220030006	Mittalben	2020	9974313450
	201220030007	Bhalodiya bhavnaben chhelabhai	2020	9638393697
	201220030008	Shekh hardeepbhai bharatbhai	2020	8153909760
	201220030009	Shah poyani darshan	2020	9429604821
	201220030010	Baria kaushik rameshbhai	2020	7600949942
	201220030011	Malek nazneen nisharahemad	2020	9898275736
	201220030012	Chavda vanitaben rajubhai	2020	9737052472
	201220030013	Rathva vikrambhai	2020	9879072798
	201220030014	Prajapati kajal pareshbhai	2020	9574614981
	201220030015	Desai sonalben baldevbhai	2020	8200579084

For whichever student admission needs to be cancelled for them college can take action and fill all details as per need.



If any refund needs to be given, then they can enter those details as per below



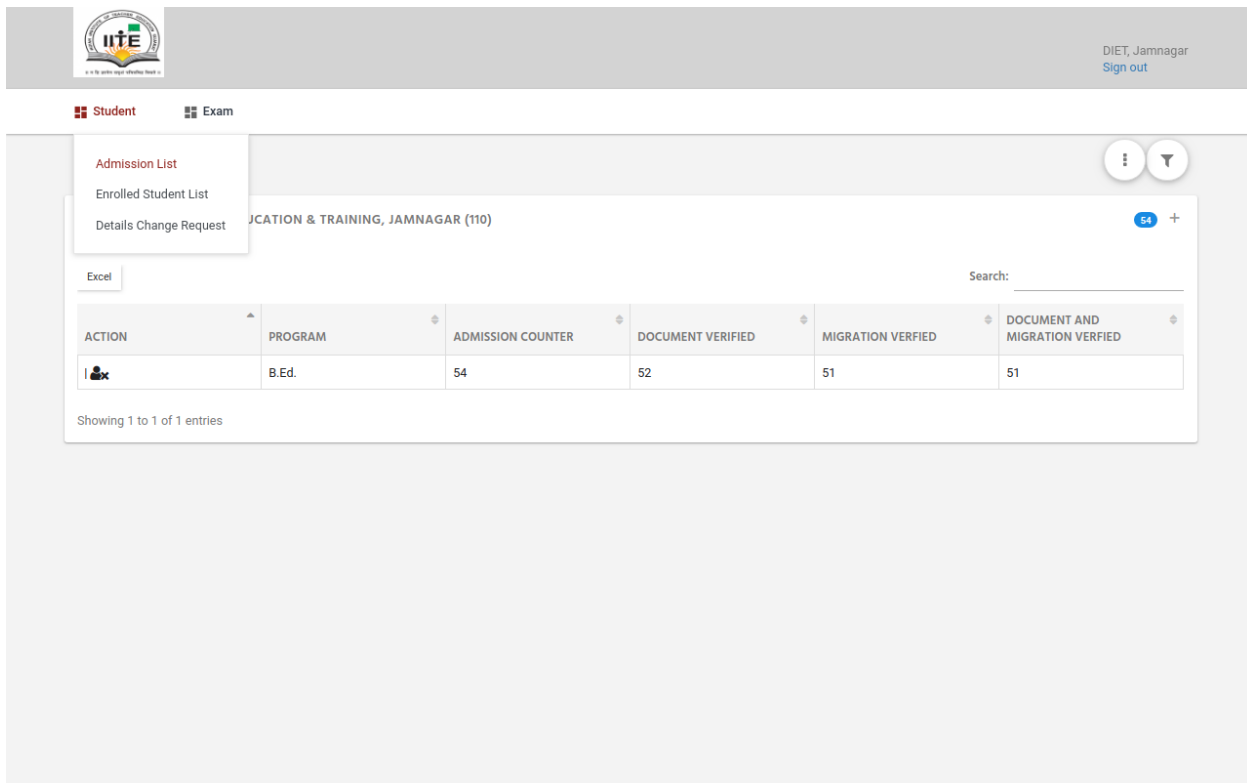
After college has completed their request part then university needs to take further action.

Admission cancel process before enrollment Number

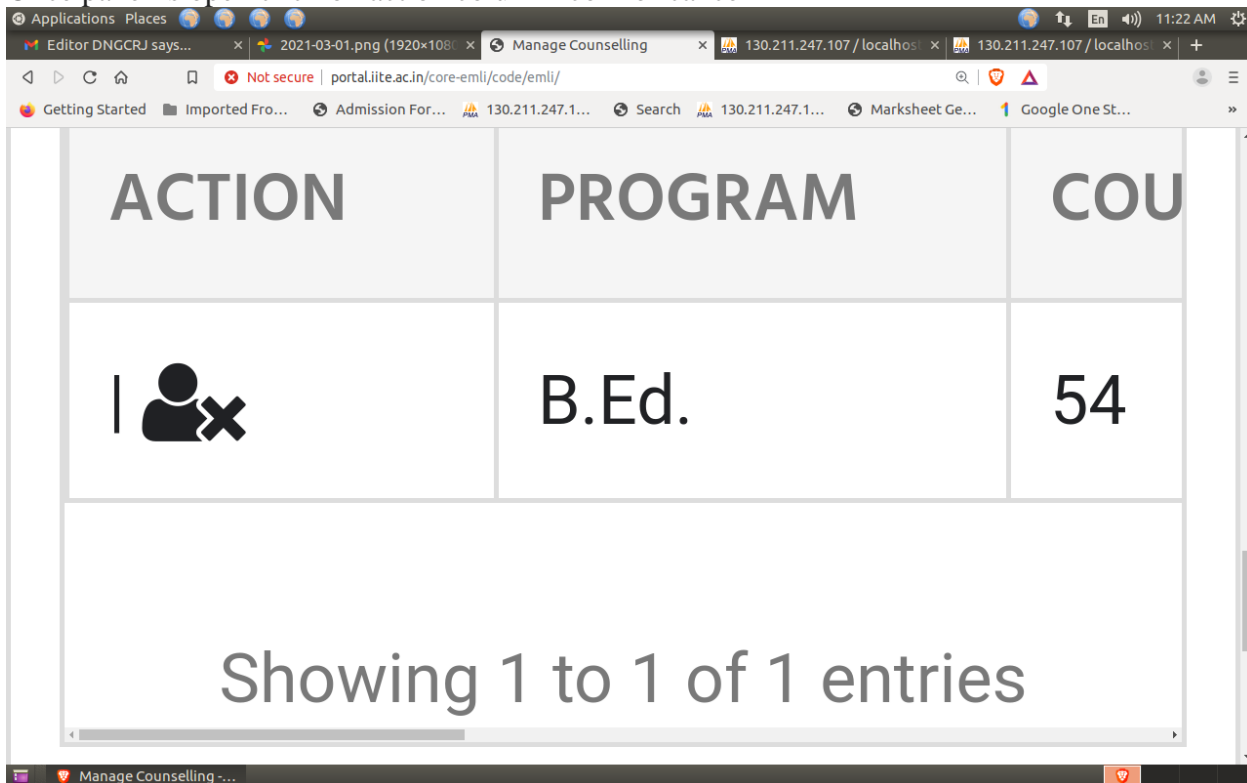
The students which are not verified by college so their final admission process is not yet done and they need to be cancelled from counselling process data. For that panel was already there in university login under admission dashboard menu> Cancel admission.

But since you requested that this process will be performed only by college only and no action by university so we have provided the same.

College login will have a menu as Admission List (from where they use to verify documents and migration certificates). In that cancel admission icon is also added. They can cancel admission from that panel and those students counselling data will be flushed off. Kindly see below screenshots:



Once panel is open click on action column icon for cancel



Students which were not verified will directly show and college users can cancel those unverified students directly by pressing the red button of cancel admission with remarks.

Excel

Search: _____

FORM NO.	STUDENT NAME	ADMISSION CATEGORY	VERIFICATION STATUS	ADMISSION MERIT NO	ADMISSION PROGRAM	ADMISSION METHOD	ADMISSION DATE	GENDER	MOBILE	EMAIL
4638	NODE KHUSHBU ASLAM	SEBC	Enter Remarks Cancel Admission	370	B.Ed.	English	03/09/2020	Female	9327603606	khushbur
7941	CHAUDHARI NISHABEN GOVINDBHAI	ST	Enter Remarks Cancel Admission	2282	B.Ed.	Science	12/09/2020	Female	7046175928	chaudhar
13582	MAGHODIYA VIPUL TULSHIBHAI	General	Enter Remarks Cancel Admission	557	B.Ed.	Science	11/09/2020	Male	8128093546	vipulmag


Showing 1 to 3 of 3 entries

Progress bar showing 1 to 3 of 3 entries.

Kindly take action by proper verifying form number. Also there is search functionality to search form number and then take action since once taken won't be rollback.

3. Details change request

Once a student makes the request for changing the details, the admin can view the request in their login. Once they login click in that select student >> Details Change Request.


DIET, Anand [Sign out](#)

Student
Exam

- Admission List
- Enrolled Student List
- Details Change Request

New Request
▼

Search: _____

ACTION	REQUEST ID	ENROLLEMENT NO.	STUDENT NAME	MOBILE	REQUEST DATE TIME
<input checked="" type="checkbox"/>	1611151325	201040030001	Patel amiben dineshbhai	9428868999	2021-01-20 19:32:05


Showing 1 to 1 of 1 entries

Application Status New Request

Excel Search: _____

ACTION	REQUEST ID	ENROLLEMENT NO.	STUDENT NAME	MOBILE	REQUEST DATE TIME	AFFILIATED COLLEGE
<input checked="" type="checkbox"/>	1611146744	200010020033	Aabha patel	9099993003	2021-01-20 18:15:44	Center of Education, IITE, Gandhinagar

Showing 1 to 1 of 1 entries

After that by selecting the **"New Request"**, it will show all requests made by students. To give the action to the student request from the admin side click on the  icon available in the **ACTION** column beside the **Request Id**. Once you select that icon, you can view all the fields with old values and new values, for which the student makes a request to change.

Details Change Action of [Aabha patel] Close

Excel Search: _____

FIELD NAME	OLD VALUE	NEW VALUE	PROOF	ACTION	REMARKS
City	Gandhinagar	Gandevi		NOT_CHECKED	_____
Email Address	patelaabha1304@gmail.com	patelaabha1@gmail.com		NOT_CHECKED	_____
State	Gujarat	Haryana		NOT_CHECKED	_____

Showing 1 to 3 of 3 entries

Note: Once You Save request will move to 'Verified Request'. After that no action will be allowed. So, Select Action to perform for each Field.

[Save](#)

After that you can give actions to the request as follows like **"APPROVED"**, **"NOT_APPROVED"** and **"NOT_CHECKED"** using the dropdown shown in the Action column. For some fields whatever proof document is attached by a student that also will be shown. So kindly verify that document and then approve change. For e.g.: if a student put a request for name/birthdate or adhar card number etc. they must have uploaded a document for verification. So colleges need to view that and then take appropriate action.

Details Change Action of [Aabha patel] Close

Excel Search: _____

FIELD NAME	OLD VALUE	NEW VALUE	PROOF	ACTION	REMARKS
City	Gandhinagar	Gandevi		NOT_CHECKED	_____
Email Address	patelaabha1304@gmail.com	patelaabha1@gmail.com		<div style="border: 1px solid black; padding: 2px;"> APPROVED NOT_APPROVED NOT_CHECKED </div>	_____
State	Gujarat	Haryana		NOT_CHECKED	_____

Showing 1 to 3 of 3 entries

Note: Once You Save request will move to 'Verified Request'. After that no action will be allowed. So, Select Action to perform for each Field.

[Save](#)

Once selecting action, **it is necessary to give Remarks for the "NOT_APPROVED" action.** But it is not compulsory to give remarks for the "APPROVED" and "NOT_CHECKED" action.

Details Change Action of [Aabha patel]

Close

FIELD NAME	OLD VALUE	NEW VALUE	PROOF	ACTION	REMARKS
City	Gandhinagar	Gandevi		APPROVED	
Email Address	patelaabha1304@gmail.com	patelaabha1@gmail.com		NOT_APPROVED	Invalid email ID
State	Gujarat	Haryana		NOT_CHECKED	

Showing 1 to 3 of 3 entries

Note: Once You Save request will move to 'Verified Request'. After that no action will be allowed. So, Select Action to perform for each Field.

Save

After selecting the action and giving the remarks to the "NOT_APPROVED" action, you can save the action by clicking on the "Save" button. **But before clicking the "Save" button, once verify all the actions given to all the fields. Because only once you can give the action for one Request Id. If by mistake any field remains without giving action and you save the action, then after you can't do any change for that particular Request Id.**

Once saved your action will be saved and that request will be moved in the "Verified Request". To view the verified requests, select the **"Verified Request"** menu from the Application Status dropdown. Once you select that, it will show all the verified requests.

Application Status: Verified Request

ACTION	REQUEST ID	ENROLLEMENT NO.	STUDENT NAME	MOBILE	REQUEST DATE TIME	AFFILIATED COLLEGE
	1610540764	201270030017	Labana samirbhai mohanbhai	9512354730	2021-01-13 17:56:04	Government B.Ed. College, Meghraj
	1610552988	190010010022	Chitroda jay sharadbhai	9824385332	2021-01-13 21:19:48	Center of Education,IITE,Gandhinagar
	1610553034	200010020046	Patel chiragkumar dineshbhai	9510112735	2021-01-13 21:20:34	Center of Education,IITE,Gandhinagar
	1610554541	200010020063	Divyaraj Joshi	9429307574	2021-01-13 21:45:41	Center of Education,IITE,Gandhinagar

But to view only one verified request there is one functionality **"Search"** is available. You can filter the record by searching Request Id, Enrollment no. etc. as follows.

Application Status: Verified Request

Search: 200010020033

ACTION	REQUEST ID	ENROLLEMENT NO.	STUDENT NAME	MOBILE	REQUEST DATE TIME	AFFILIATED COLLEGE
	1610975889	200010020033	Aabha patel	9099993003	2021-01-18 18:48:09	Center of Education,IITE,Gandhinagar
	1611146744	200010020033	Aabha patel	9099993003	2021-01-20 18:15:44	Center of Education,IITE,Gandhinagar


Showing 1 to 2 of 2 entries (filtered from 20 total entries)

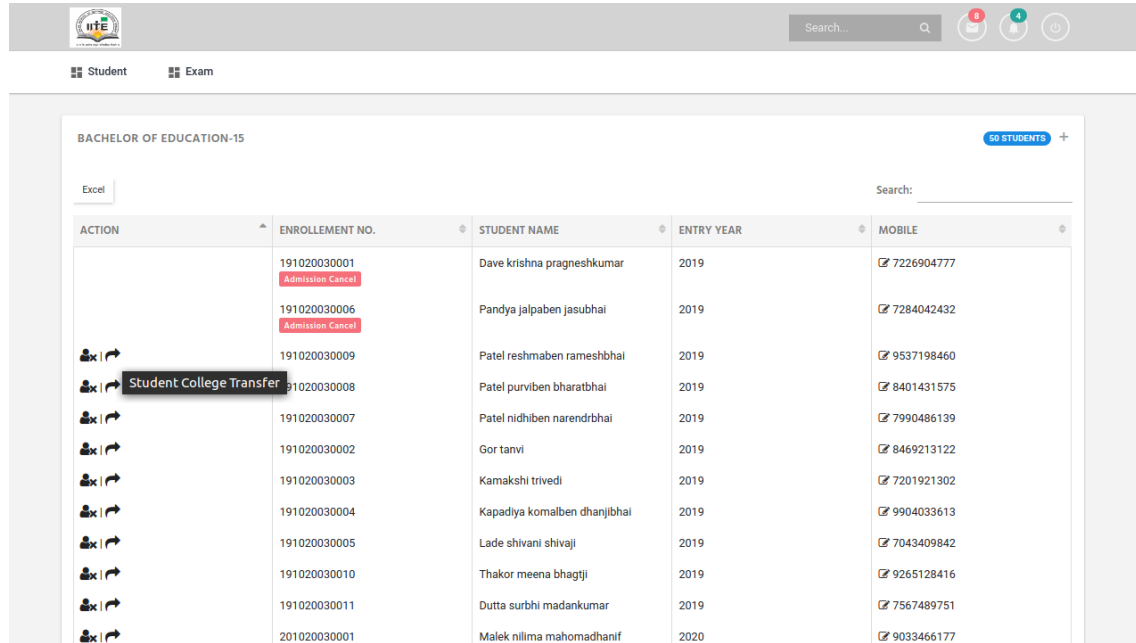
After searching the record, to view the action given, click on the icon available in the **ACTION** column beside the **REQUEST ID**. Once you click on that icon, you can view all the actions given to that Request Id.

4. College Transfer

Transfer module is completed as per your request and steps you shared

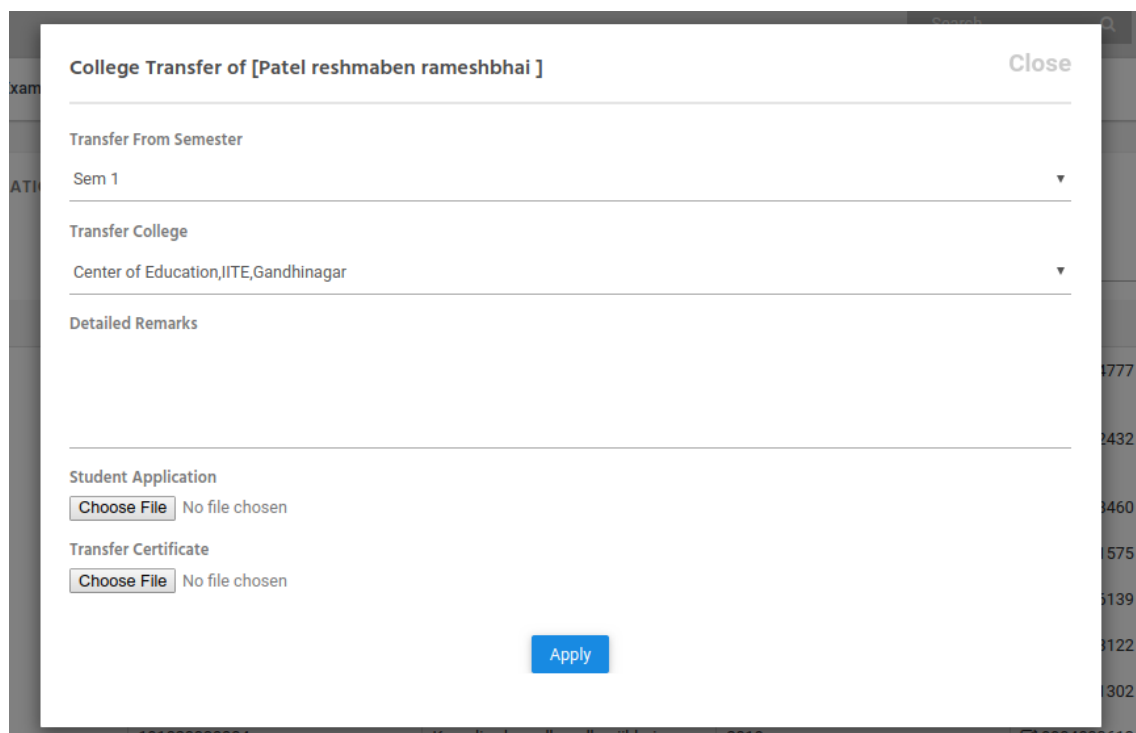
Step-1 : COLLEGE REQUEST

College can keep request for transfer from their login by going to Enrolled Student list menu and click on icon  as shown below



ACTION	ENROLLEMENT NO.	STUDENT NAME	ENTRY YEAR	MOBILE
	191020030001 Admission Cancel	Dave krishna pragneshkumar	2019	7226904777
	191020030006 Admission Cancel	Pandya jalpaben jasubhai	2019	7284042432
	191020030009	Patel reshmben rameshbhai	2019	9537198460
	191020030008	Patel purviben bharatbhai	2019	8401431575
	191020030007	Patel nidhiben narendrbhai	2019	7990486139
	191020030002	Gor tanvi	2019	8469213122
	191020030003	Kamakshi trivedi	2019	7201921302
	191020030004	Kapadiya komalben dhanjibhai	2019	9904033613
	191020030005	Lade shivani shivaji	2019	7043409842
	191020030010	Thakor meena bhagtji	2019	9265128416
	191020030011	Dutta surbhi madankumar	2019	7567489751
	201020030001	Malek nillma mahomadhanif	2020	9033466177

Once college clicks on that below screen will be shown in which whatever (last passed semester by student + 1) will be shown in Transfer from semester. Ex: if student passed sem-1 then directly sem-2 will come and if student has not appeared sem-1 in that college then sem-1 only will come. Then select transfer college and upload documents and apply



College Transfer of [Patel reshmben rameshbhai] Close

Transfer From Semester
Sem 1

Transfer College
Center of Education,IITE,Gandhinagar

Detailed Remarks

Student Application
 No file chosen

Transfer Certificate
 No file chosen

Once request is done then college can view their request and their status by using menu COLLEGE TRANSFER

The screenshot shows the IITE portal interface. At the top, there is a search bar and navigation icons for 'Student' and 'Exam'. The main content area displays the status 'In Process' in a dropdown menu. Below this, the title 'In Process Application' is centered. A table with columns for ACTION, ENROLLEMENT NO., STUDENT NAME, PROGRAM, ENTRY YEAR, CURRENT COLLEGE, and TRANSFER COLLEGE is shown. The table contains one entry for a student named Patel reshmben rameshbhai, enrolled in Bachelor of Education in 2019, currently at Shree Mahalaxmi District Institute of Education & Training, Ahmedabad-Rural, and transferring to Lilavati Nandlal Kilachand College of Education, Patan. A search bar is located to the right of the table. At the bottom, it says 'Showing 1 to 1 of 1 entries' and '2021 © emli . All rights reserved.'

ACTION	ENROLLEMENT NO.	STUDENT NAME	PROGRAM	ENTRY YEAR	CURRENT COLLEGE	TRANSFER COLLEGE
<input checked="" type="checkbox"/> <input type="checkbox"/>	191020030009	Patel reshmben rameshbhai	Bachelor of Education	2019	Shree Mahalaxmi District Institute of Education & Training, Ahmedabad-Rural	Lilavati Nandlal Kilachand College of Education, Patan

This screenshot shows the IITE portal with the 'College Transfer' menu option selected. The browser address bar shows 'portal.iite.ac.in/core-emli/code/emli/'. The navigation menu on the left includes 'Admission List', 'Enrolled Student List', 'Details Change Request', and 'College Transfer'. The main content area displays the title 'In Process Application' and a table with the same columns as the previous screenshot. However, the table is empty, displaying 'No data available in table'. A search bar is present to the right of the table. At the bottom, it says 'Showing 0 to 0 of 0 entries'. The Windows taskbar at the bottom shows the time as 11:30 AM on 6/24/2021.

ACTION	ENROLLEMENT NO.	STUDENT NAME	PROGRAM	ENTRY YEAR	CURRENT COLLEGE	TRANSFER COLLEGE
No data available in table						

Enrolled student list

Enrolled Student List

portal.lite.ac.in/core-emili/code/emili/

BDSC, Modasa
Sign out

Student Exam

BACHELOR OF EDUCATION-15 49 STUDENTS +

Excel Search:

ACTION	ENROLLEMENT NO.	STUDENT NAME	ENTRY YEAR	MOBILE
	201310030001	Patel parth vinodkumar	2020	7984186996
Student College Transfer	201310030002	Patel harshil dineshbhai	2020	9426535868
	201310030003	Chaudhari omkumar prakashbhai	2020	6353774766
	201310030004	Desai dishaben vibhahai	2020	9409840848
	201310030005	Prajapati kishankumar maganbhai	2020	7567203930
	201310030006	Raval akshay rajnikant	2020	7016227427
	201310030007	Vishnu somabhai patel	2020	7574913977
	201310030008	Pathan farhinbegam	2020	7600674635
	201310030009	Joddha mansikunvar surendrasinh	2020	7567504158
	201310030010	Durani shifa sirajahemad	2020	9687291463
	201310030011	Patel ravikumar kanubhai	2020	9106934706
	201310030012	Sagar krupa rameshbhai	2020	9106841749

11:31 AM
6/24/2021

Step-3: COLLEGE ACCEPTANCE

Once university approves, after that college to which student is transferred needs to approve and upload their acceptance certificate so that student finally transfers

Unless university has not approved it will show status as approval pending from university. Same way if college acceptance is not done then status will be shown as below. So each step performance done their action will be shown under status of each application.

For that same process, go to the College Transfer menu. In that status IN PROCESS select and icon click and move ahead to take action and upload a document.

Once this process is complete then only student will get transferred.

Internship Report

GO to Student – Internship report

Internship Report

portal.lite.ac.in/core-emili/code/emili/

BDSC, Modasa
Sign out

Student Exam

Admission List
Enrolled Student List
Details Change Request
College Transfer
Internship Report
Attendance

Go to Remaining Student List
Go to Saved Student List

Edit functionality is also provided so counters can vary till the last date of the selection i.e completely occupied school can show vacancy if any student changes it and vice versa too can occur.

Remaining Student List

Search:

NAME	ENROLLMENT NO.	PROGRAMME	MOBILE	EMAIL	ADDRESS	METHOD 1	METHOD 2
No data available in table							

Showing 0 to 0 of 0 entries

Internship Preference Student List

Excel Print Search:

NAME	ENROLLMENT NO.	PROGRAMME	INTERNSHIP DISTRICT	INTERNSHIP SCHOOL	MOBILE	EMAIL	ADDRESS	METHOD 1	METHOD 2
Bamania	201310030042	Bachelor of	DOHAD -	MADHYASHTHA	9099916282	maleshbarniya55@gmail.com	Lalbangala	Pedagogy of	Pedagogy of

4:43 PM
8/19/2021

Internship Report

portal.ite.ac.in/core-emli/code/emli/

Getting Started

BDSC, Modasa
Sign out

Student Exam

Entry Year: 2020
[Go to Remaining Student List](#)
[Go to Saved Student List](#)

Edit functionality is also provided so counters can vary till the last date of the selection i.e completely occupied school can show vacancy if any student changes it and vice versa too can occur.

Internship Preference Remaining Student List

Excel Print Search: _____

NAME	ENROLLMENT NO.	PROGRAMME	MOBILE	EMAIL	ADDRESS	METHOD 1	METHOD 2
No data available in table							

Showing 0 to 0 of 0 entries

Internship Preference Student List

Excel Print Search: _____

NAME	ENROLLMENT NO.	PROGRAMME	INTERNSHIP DISTRICT	INTERNSHIP SCHOOL	MOBILE	EMAIL	ADDRESS	METHOD 1	METHOD 2
Bamania	201310030042	Bachelor of	DOHAD -	MADHYASHTHA	9099916282	maheshbarniya555@gmail.com	Lalbangala	Pedagogy of	Pedagogy of

Attendance

To take attendance in Principal login.

Open your ERP login . Go to Student – Attendance

Select appropriate course, session and semester then submit

Attendance

portal.ite.ac.in/core-emli/code/emli/

Center of Education, IITE, Gandhinagar
Sign out

Student Exam

Attendance

NO. OF DAYS: 86

ATTENDANCE TAKEN: 0

ATTENDANCE NOT TAKEN: 86

HOLIDAY: 0

June-Dec-2021 [Bachelor of Education and Master of Education] [Semester 3]

Excel Print Search: _____

ACTION	DATE	PRESENT	ABSENT	PRESENCE %
<input checked="" type="checkbox"/>	02 August, 2021 (Monday)	0	0	0
<input checked="" type="checkbox"/>	03 August, 2021 (Tuesday)	0	0	0
<input checked="" type="checkbox"/>	04 August, 2021 (Wednesday)	0	0	0
<input checked="" type="checkbox"/>	05 August, 2021 (Thursday)	0	0	0
<input checked="" type="checkbox"/>	06 August, 2021 (Friday)	0	0	0
<input checked="" type="checkbox"/>	07 August, 2021 (Saturday)	0	0	0
<input checked="" type="checkbox"/>	09 August, 2021 (Monday)	0	0	0
<input checked="" type="checkbox"/>	10 August, 2021 (Tuesday)	0	0	0
<input checked="" type="checkbox"/>	11 August, 2021 (Wednesday)	0	0	0
<input checked="" type="checkbox"/>	12 August, 2021 (Thursday)	0	0	0

MA ed

Type here to search

31°C Smoke

16:09 09-11-2021

The screenshot shows the IITE portal interface. At the top, there's a navigation bar with 'Student' and 'Exam' options. The main content area is titled 'Attendance' and shows a filter menu on the right with options for Session (June-Dec-2021), Program (B.Ed.), and Level (Sem 3). Below the filter is a 'Submit' button. The main table has columns for ACTION, DATE, PRESENT, and ABSENT. The ACTION column contains checkboxes for each date from August 2nd to 11th, 2021. The PRESENT and ABSENT columns show 0 for all dates.

Select date in which you want to take the attendance. To take the attendance daily for that Go to Student >Attendance
 Select the appropriate from the filter option provided on the right side.

Once selected then date wise list will appear and in that ACTION column will have a tick sign .



by clicking this you can view student list. Tick only absent students. By default, all are present.

The screenshot shows the 'Attendance for date: 02 August, 2021 June-Dec-2021 [Bachelor of Education] [Semester 3] Student List' page. The table has columns for #, ENROLLMENT NO., STUDENT NAME, and ATTENDANCE. The ATTENDANCE column shows 'NOT ENTERED' for all students listed.

#	ENROLLMENT NO.	STUDENT NAME	ATTENDANCE
<input type="checkbox"/>	201310030042	Bamania hemanginiben maheshkumar	NOT ENTERED
<input type="checkbox"/>	201270030016	Bayadiya sujanben m salim	NOT ENTERED
<input type="checkbox"/>	201310030022	Bhatiya mayurkumar dhulabhai	NOT ENTERED
<input type="checkbox"/>	201310030027	Bhoi mukeshkumar	NOT ENTERED
<input type="checkbox"/>	201310030003	Chaudhari omkumar prakashbhai	NOT ENTERED
<input type="checkbox"/>	201310030029	Chauhan ankushsinh kalusinh	NOT ENTERED
<input type="checkbox"/>	201310030020	Chauhan jayadipkumar rameshbhai	NOT ENTERED
<input type="checkbox"/>	201310030032	Chauhan ketankumar rajusinh	NOT ENTERED
<input type="checkbox"/>	201310030013	Chauhan parulben	NOT ENTERED
<input type="checkbox"/>	201310030018	Chauhan surajpalsinh bhikhusinh	NOT ENTERED
<input type="checkbox"/>	201310030031	Damor jigneshkumar shanabhai	NOT ENTERED
<input type="checkbox"/>	201310030046	Damor shaileshkumar laxmanbhai	NOT ENTERED

Attendance	portal.lite.acin/core-emil/code/emil/	Getting Started	Other Bookmarks
<input type="checkbox"/>	201270030004	Shaikh nurjahan abduisattar	NOT ENTERED
<input type="checkbox"/>	201270030009	Sharma charvibahen bharatbhai	NOT ENTERED
<input type="checkbox"/>	201310030025	Solanki vijaysinh bharatsing	NOT ENTERED
<input type="checkbox"/>	201310030038	Suthar yash ashokbhai	NOT ENTERED
<input type="checkbox"/>	201500030026	Talar hetalben kalubhai	NOT ENTERED
<input type="checkbox"/>	201310030030	Talar piyushkumar rameshbhai	NOT ENTERED
<input type="checkbox"/>	201310030037	Taral prakashkumar dhulabhai	NOT ENTERED
<input type="checkbox"/>	201310030044	Upadhyay srushtiben suketukumar	NOT ENTERED
<input type="checkbox"/>	201310030034	Vankar jayeshkumar dineshbhai	NOT ENTERED
<input type="checkbox"/>	201310030007	Vishnu somabhai patel	NOT ENTERED
<input type="checkbox"/>	201310030024	Zala ashaben popatbhai	NOT ENTERED

Showing 1 to 55 of 55 entries

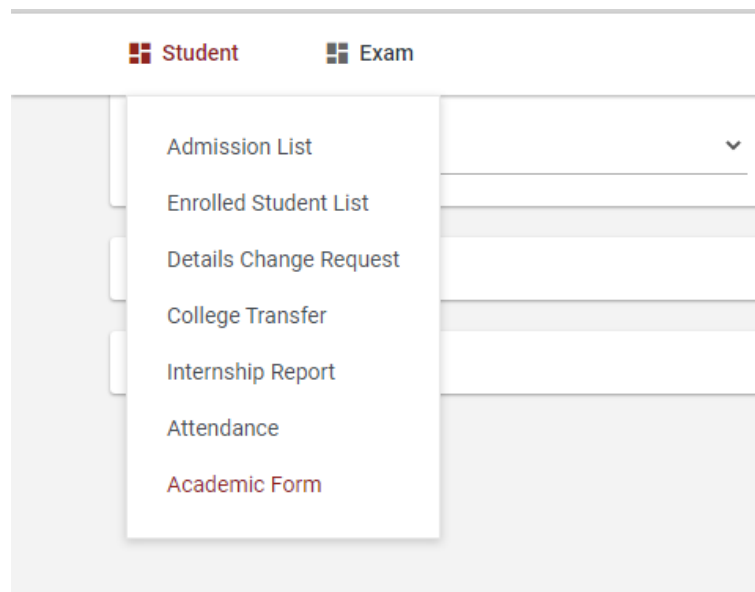
Only Tick Those Student Who are Absent.

SAVE

Currently no restrictions are kept since past records also need to be updated.

Academic Form

- Login to the portal.
- Select the **Academic Form** option under the **Student** menu as shown in the screenshot below.



- Select **Migration Certificate** option in Form combo as shown in the screenshot below.

Form

District Selection

- District Selection
- Migration Certificate**

- As you select the **Migration Certificate** option, you can view the student details of who applied for the migration certificate.

Form Migration Certificate

Migration Certificate

Excel Print Search:

ACTION	#	PERSON ID	PERSON NAME	PERSON EMAIL	PERSON MOBILE
<input checked="" type="checkbox"/>	1	211540030025	Savan	dsp91020@gmail.com	9737687354

Showing 1 to 1 of 1 entries

- Now click on the icon shown under the **ACTION** column.
- So you can view all the details of the student like personal details, application details, application status etc.. and also the migration certificate of the student as shown in the screenshot below.

PERSON DETAILS	
NAME	Savan
COLLEGE	Shrirang Shikshan Mahavidyalaya, Bilimora
UNIQUE ID.	211540030025
EMAIL	dsp91020@gmail.com
MOBILE NO.	9737687354

APPLICATION DETAILS	
APPLICATION NO.	1
DATE OF APPLICATION	06/10/2021 16:32:26
APPLICATION STATUS	Approval Pending from College
FULL ADDRESS WITH PINCODE	91, Hill drive, Bhavnagar - 364001
EMAIL ADDRESS	krupali.atpl@gmail.com
LAST SEMESTER MARKSHEET	UPLOADED
LEAVING CERTIFICATE (L.C)	UPLOADED
ATTEMPT CERTIFICATE	UPLOADED
PROVISIONAL ELIGIBILITY CERTIFICATE (P.E.C)	UPLOADED
FEES RECEIPT OF NEW ADMISSION COLLEGE	UPLOADED
CERTIFICATE FROM LAST ATTENDED COLLEGE	UPLOADED
PURPOSE	Need to submit certificate in other university.
NEED CERTIFICATE BY	Courier

APPLICATION STATUS			
Approval Pending from College			

ACTION TAKEN TILL NOW			
ACTION	ACTION BY	REMARKS	DATE TIME
Apply			2021-10-06 16:32:26
Make Payment			2021-10-06 16:32:26

TAKE ACTION	
Action	Select Action
Remarks/Notes/Description/Query	Enter Here
<input type="button" value="Save"/>	


भारतीय शिक्षक प्रशिक्षण संस्थान
Indian Institute of Teacher Education
 (A State Public University established by Government of Gujarat)

MIGRATION CERTIFICATE

IITE/REGI.CELLMIG/2021/211540030025/ Fee receipt No.

This is to certify that **DEVANI SAVAN PRAVINBHAJ** enrolled to this University in 2021 and left it in after **Incomplete** at the **B.Ed. 2 year** Course, Semester **I** examination which was held in .

He/She has received education at **Shrirang Shikshan Mahavidyalaya, Bilimora.**

This University has no objection to his/her joining any other University.

Gandhinagar-382016.

Date: 06/10/2021

Checked By :
 Approved By :


 Registrar

- Now to give action go to the **TAKE ACTION**.
- If you want to reject the application then select the **Reject** option, enter **Remarks** and **Save** the application.

TAKE ACTION

Action

Reject ▼

Remarks/Notes/Description/Query

Your application is not approved..

Save

- As you save the application, the application will be rejected and the student can view the action given in his/her login as shown in screenshot below.

Certificate			
			emli / Pages / Certificate
Apply			
#	APPLICATION TITLE	APPLICATION DATE	APPLICATION STATUS
1	Migration Certificate	06/10/2021 16:32:26	Application Rejected

- If you want to approve the application then select the **Forward to University** option, enter **Remarks** and **Save** the application.

TAKE ACTION

Action

Forward to University ▼

Remarks/Notes/Description/Query

Your application is approved..

Save

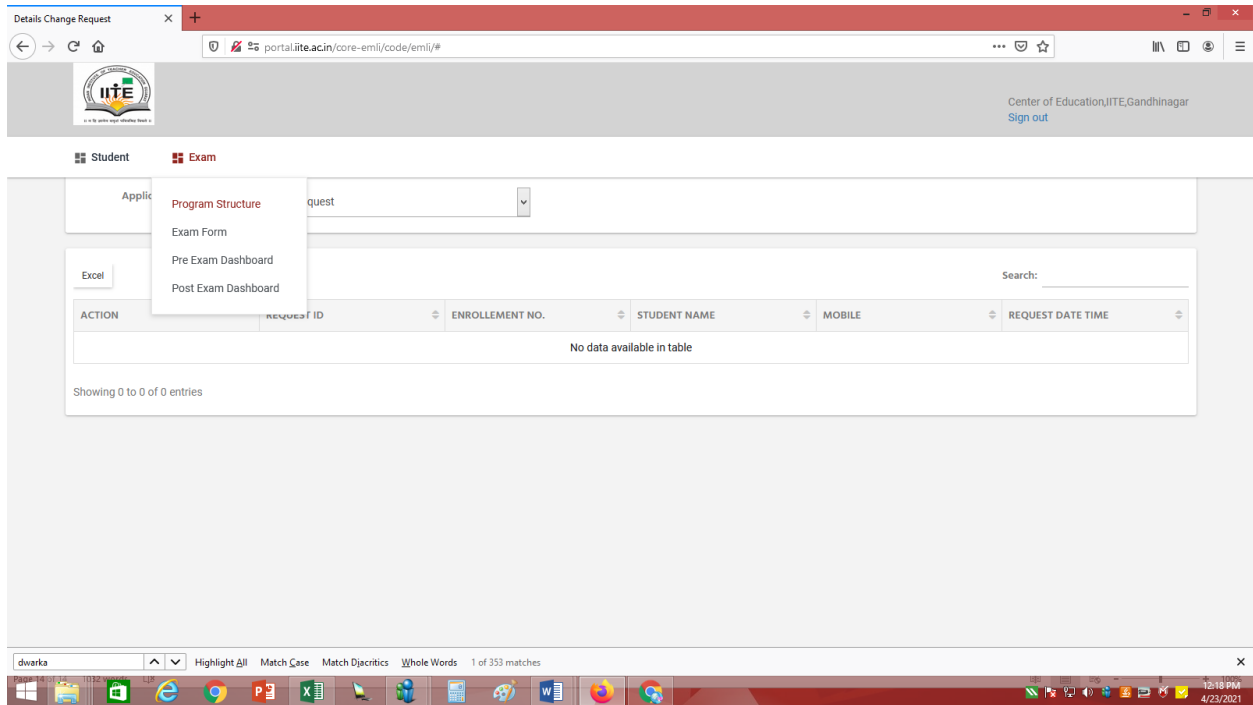
- As you save the application, the application will be forwarded to the university and the student can view the action given in his/her login as shown in screenshot below.

Certificate			
			emli / Pages / Certificate
Apply			
#	APPLICATION TITLE	APPLICATION DATE	APPLICATION STATUS
1	Migration Certificate	06/10/2021 16:32:26	Forwarded to University

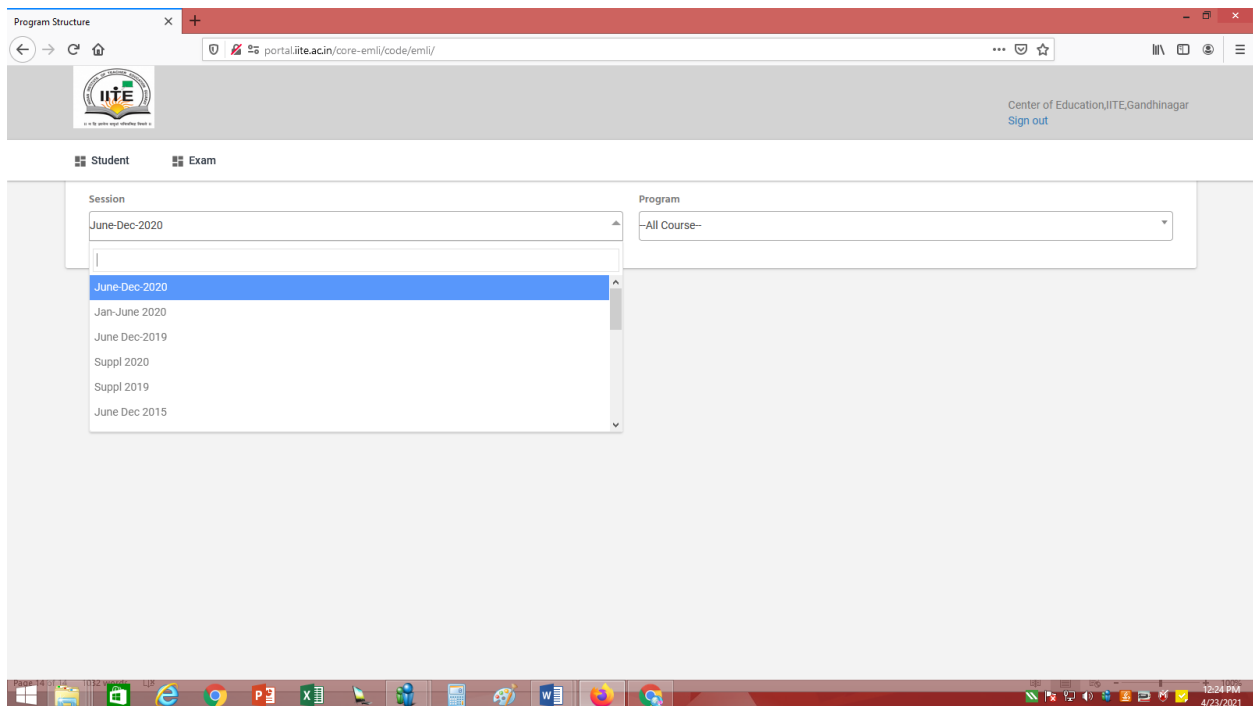
- Now the university will approve/reject the application. For that kindly follow the steps mentioned below.

Exam

1. Program structure

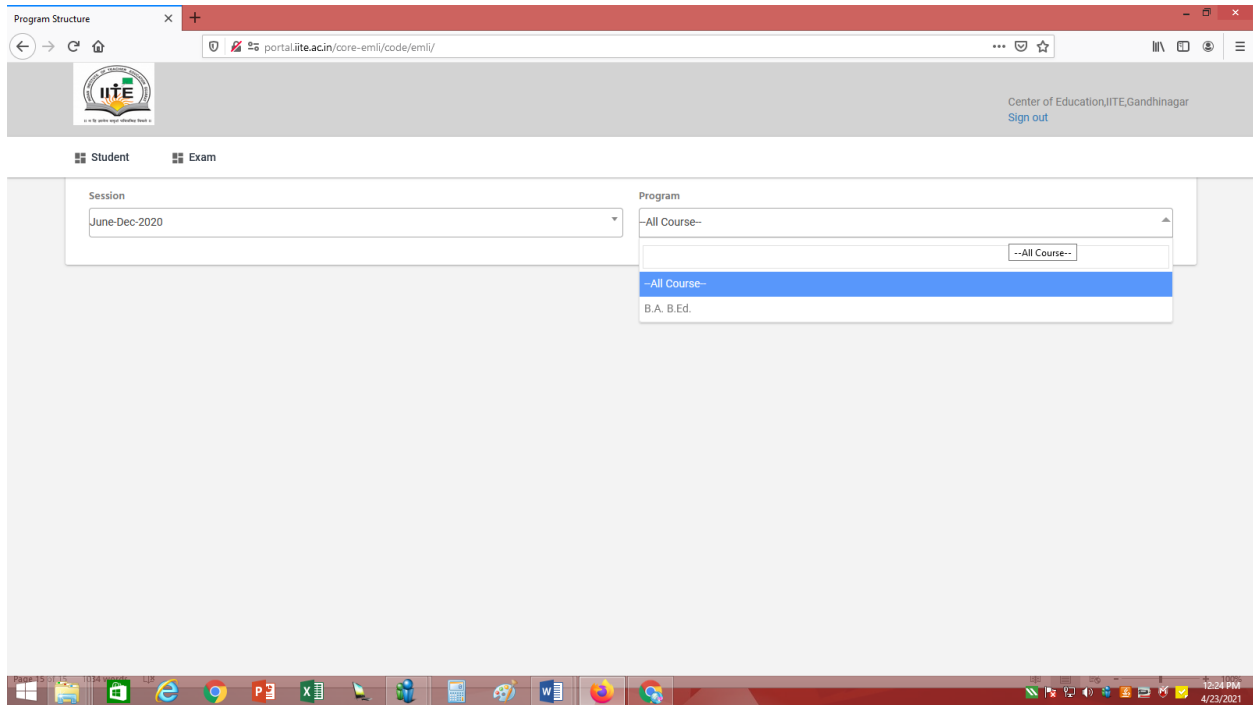


Select session

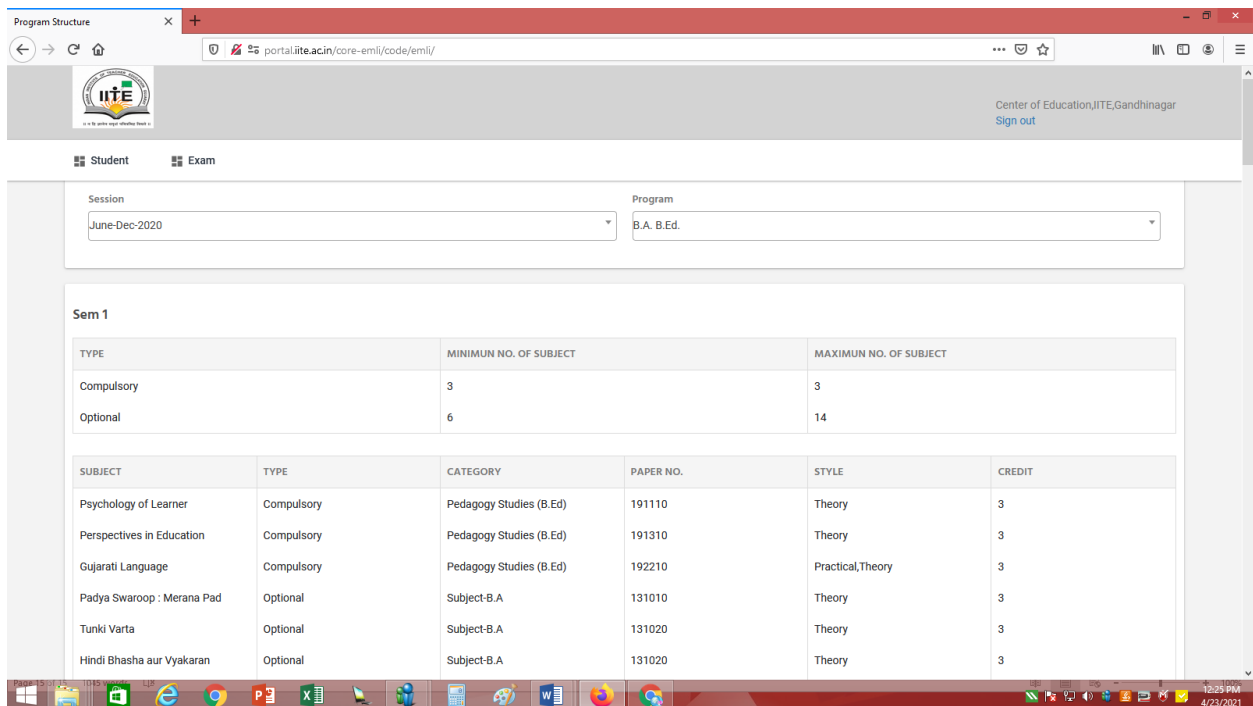


Select program

It shown which course is running in every college.



It shows all odd semester of Ba Bed as per session is Jun-19 to Dec-19 so odd semester is there.



Program Structure

portalite.ac.in/core-emli/code/emli/

Center of Education, IITE, Gandhinagar
Sign out

Student Exam

Sem 3

TYPE	MINIMUM NO. OF SUBJECT	MAXIMUM NO. OF SUBJECT
Compulsory	5	5
Optional	6	18

SUBJECT	TYPE	CATEGORY	PAPER NO.	STYLE	CREDIT
English: CS - III	Compulsory	Pedagogy Studies (B.Ed)	10313010	Theory	2
Sanskrit (ICL) Shrimad Bhagvad Gita (Shlok 1 - 30) & Meghdutam	Compulsory	Pedagogy Studies (B.Ed)	10313030	Theory	2
Drama and Art in Education	Compulsory	Pedagogy Studies (B.Ed)	10343010	Theory	2
Development of Learner Conception to Age 11 (Child Psychology)	Compulsory	Pedagogy Studies (B.Ed)	20313010	Theory	2
Introduction to Curriculum and Curriculum Development: Concept	Compulsory	Pedagogy Studies (B.Ed)	40313010	Theory	2
History of English Literature - I (Old)	Optional	Subject-B.A	30253010	Theory	3

2. Exam form

Exam Form

portalite.ac.in/core-emli/code/emli/

Center of Education, IITE, Gandhinagar
Sign out

Student Exam

Examination

- Program Structure
- Exam Form**
- Pre Exam Dashboard
- Post Exam Dashboard

Center of Education, Gandhinagar
Sign out

Student Exam

Examination: Program Structure
Exam Form
Post Exam Dashboard

ELIGIBLE: 60
NOT ELIGIBLE: 0
EXAM FORM FILLED: 0

CLICK HERE

Student List

Exam : BSc BEd Sem 7

Excel Search:

ACTION	ENROLLEMENT NO.	STUDENT NAME	MOBILE	STATUS	FORM STATUS	SUBJECT	PAYMENT DETAILS	LAST ACTION TIME BY STUDENT
<input checked="" type="checkbox"/>	2017059900000241	Md. washim akhtar	9149343304	ELIGIBLE	No activity			
<input checked="" type="checkbox"/>	2017059900000256	Shikha Chaudhari	9265713990	ELIGIBLE	No activity			
<input checked="" type="checkbox"/>	2017059900000264	Mal bhavishaben shankarbhai	9773445964	ELIGIBLE	No activity			
<input checked="" type="checkbox"/>	2017059900000272	Nandini Ravrani	8200998590	ELIGIBLE	No activity			
<input checked="" type="checkbox"/>	2017059900000287	Kaushikkumar Baria	9687137550	ELIGIBLE	No activity			
<input checked="" type="checkbox"/>	2017059900000295	Pateliya niraliben ramanbhai	6355530653	ELIGIBLE	No activity			
<input checked="" type="checkbox"/>	2017059900000306	Kavya Joshi	9924092401	ELIGIBLE	No activity			
<input checked="" type="checkbox"/>	2017059900000314	Mekvana niraliben	8980872259	ELIGIBLE	No activity			

Once opened Menu then select appropriate examination for which you want to take necessary action.

Center of Education, Gandhinagar
Sign out

Student Exam

Examination: BSc BEd Sem 7

ELIGIBLE: 60
NOT ELIGIBLE: 0
EXAM FORM FILLED: 0

Student List

Exam : BSc BEd Sem 7

Excel Search:

ACTION	ENROLLEMENT NO.	STUDENT NAME	MOBILE	STATUS	FORM STATUS	SUBJECT	PAYMENT DETAILS	LAST ACTION TIME BY STUDENT
<input checked="" type="checkbox"/>	2017059900000241	Md. washim akhtar	9149343304	ELIGIBLE	No activity			
<input checked="" type="checkbox"/>	2017059900000256	Shikha Chaudhari	9265713990	ELIGIBLE	No activity			
<input checked="" type="checkbox"/>	2017059900000264	Mal bhavishaben shankarbhai	9773445964	ELIGIBLE	No activity			

After selection of Examination list of student will be displayed

Center of Education, Gandhinagar
Sign out

Student Exam

Examination: BSc BEd Sem 7

ELIGIBLE: 60
NOT ELIGIBLE: 0
EXAM FORM FILLED: 0

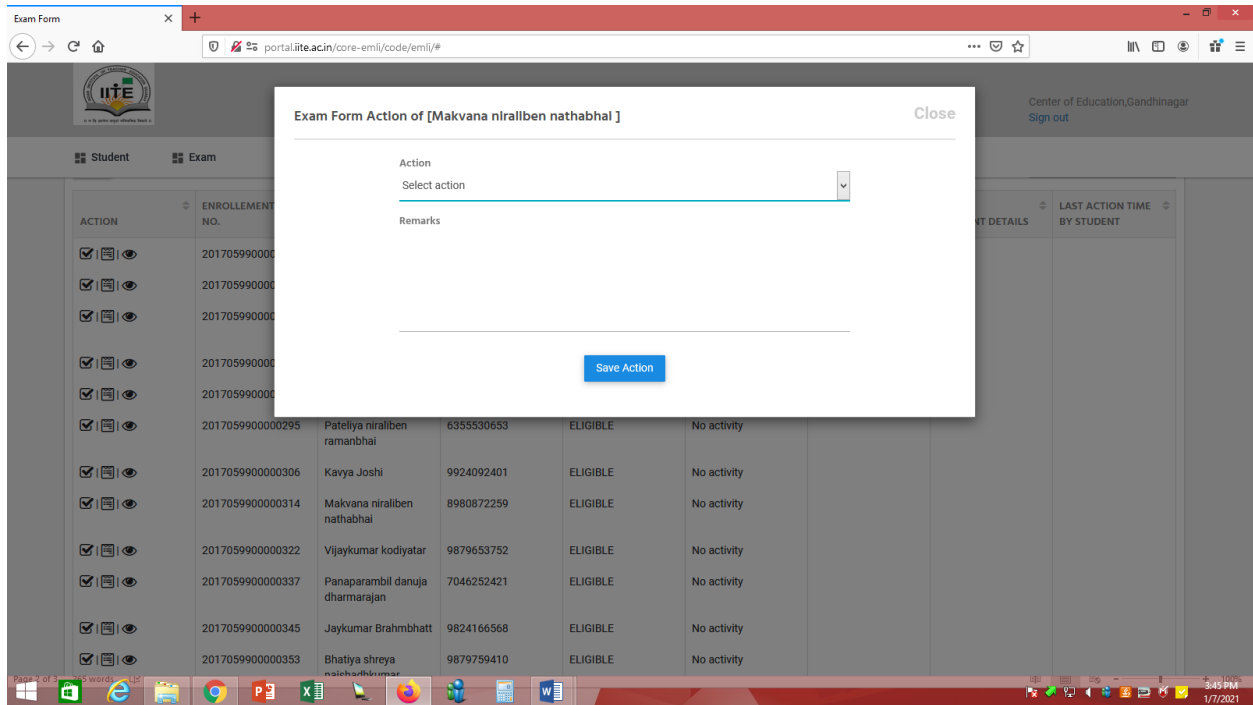
Student List
Exam: BSc BEd Sem 7



Excel Search:

ACTION	ENROLLMENT NO.	STUDENT NAME	MOBILE	STATUS	FORM STATUS	SUBJECT	PAYMENT DETAILS	LAST ACTION TIME BY STUDENT
<input checked="" type="checkbox"/>	2017059900000241	Md. washim akhtar	9149343304	ELIGIBLE	No activity			
<input checked="" type="checkbox"/>	2017059900000256	Shikha Chaudhari	9265713990	ELIGIBLE	No activity			
<input checked="" type="checkbox"/>	2017059900000264	Mal bhavishaben shankarbhai	9773445964	ELIGIBLE	No activity			
<input checked="" type="checkbox"/>	2017059900000272	Nandini Ravrani	8200998590	ELIGIBLE	No activity			
<input checked="" type="checkbox"/>	2017059900000287	Kaushikkumar Baria	9687137550	ELIGIBLE	No activity			
<input checked="" type="checkbox"/>	2017059900000295	Pateliya niralben ramembhai	6355530653	ELIGIBLE	No activity			
<input checked="" type="checkbox"/>	2017059900000306	Kavya Joshi	9924092401	ELIGIBLE	No activity			
<input checked="" type="checkbox"/>	2017059900000314	Makvana niralben	8980872259	ELIGIBLE	No activity			

List has column of Action in which there are 3 icons:

1. Take Action Button : This will be used to make students not eligible or eligible for particular exam. **(By Default all the students are marked eligible)**
2. **In case of marking student as ineligible follow steps mentioned below**
 - a. Click on Take Action button of particular student to not eligible to fill the semester end exam form.
 - b. Add remarks and click on save Action.
That student is not able to fill the semester end exam form.



3. View Exam form button  : This button will show a list of subjects which a student can opted in this semester end examination.
 - a. **Once exam form live then that menu will automatically activated.**
4. View Action taken button  : This button will show the log during the whole process of exam form action taken for a particular student. (Ex.: When student filled form, when student paid exam fees, when student exam form locked etc. details)

Once the exam form is filled by the student then the list which is seen in that SUBJECT, FORM STATUS, AND LAST ACTION DATE TIME will get updated.

Same way if a student has submitted and Paid then PAYMENT DETAILS would be seen.

How to Edit Student Subject and exam center detail after Form Status as “SUBMIT” and “PAID”

1. Login using credentials provided by university.
2. Then select the menu "Exam Form" under "Exam". Once you select the "Exam Form", you can view the screen as shown below:

Exam Form

portal.iite.ac.in/core-emli/code/emli/

Center of Education, Gandhinagar
Sign out

Student Exam

Examination BA BEd Sem 3

TOTAL STUDENT 35

ELIGIBLE 35

NOT ELIGIBLE 0

SAVED AS DRAFT 1

SUBMITTED 6

PAYMENT DONE 13

Student List
Exam : BA BEd Sem 3

Excel Search:

ACTION	ENROLLEMENT NO.	STUDENT NAME	MOBILE	STATUS	FORM STATUS	SUBJECT	PAYMENT DETAILS	LAST ACTION TIME BY STUDENT
<input checked="" type="checkbox"/> <input type="checkbox"/> <input type="checkbox"/>	190010020003	Ashvin noriya	7874629309	ELIGIBLE	SUBMIT	English: CS - III, Sanskrit (ICL) Shrimad Bhagvad Gita (Shlok 1 - 30) & Meghdutam, Drama and Art in Education, Development of		11-01-2021 21:14:56

3. Select the "Examination" from the dropdown. Once you select the examination you can view the list of students who are eligible to fill up the exam form.

4. In this panel for the selected examination you can view the counts of the students for different actions like Total students, Eligible and Not eligible students, how many students saved the form as draft, how many students submitted the form and how many students did the payment as shown on the above screen.

5. There is also a functionality called "Search" shown on the above screen. From there you can directly search the student by using Enrollment No., Name etc. For example, in the below screenshot the student is searched by the enrollment number.

Exam Form

portal.lite.ac.in/core-emli/code/emli/

Center of Education, Gandhinagar
Sign out

Student Exam

TOTAL STUDENT 35	ELIGIBLE 35	NOT ELIGIBLE 0	SAVED AS DRAFT 1	SUBMITTED 6	PAYMENT DONE 13
----------------------------	-----------------------	--------------------------	----------------------------	-----------------------	---------------------------

Student List

Exam : BA BEd Sem 3

Excel Search: 190010020003

ACTION	ENROLLEMENT NO.	STUDENT NAME	MOBILE	STATUS	FORM STATUS	SUBJECT	PAYMENT DETAILS	LAST ACTION TIME BY STUDENT
<input checked="" type="checkbox"/> <input type="checkbox"/> <input type="checkbox"/>	190010020003	Ashwin noriya	7874629309	ELIGIBLE	SUBMIT	English: CS - III, Sanskrit (ICL) Shrimad Bhagvad Gita (Shlok 1 - 30) & Meghdutam, Drama and Art in Education, Development of Learner Conception to Age 11 (Child Psychology), Introduction to Curriculum and		11-01-2021 21:14:56

11:10 AM 1/13/2021

6. In this panel you can view all the activities which the student does. At first the form status shows as **"No activity"** when the student doesn't apply to fill up the form.

7. But when the student does any activity in the form you can view the form status of that student according to his/her changes. For example, when the student saves the form as draft you can view the form status as **"DRAFT"** along with the selected subjects and date time.

Exam Form portal.iite.ac.in/core-emli/code/emli/

Center of Education, Gandhinagar Sign out

Student Exam

TOTAL STUDENT 35	ELIGIBLE 35	NOT ELIGIBLE 0	SAVED AS DRAFT 1	SUBMITTED 6	PAYMENT DONE 13
----------------------------	-----------------------	--------------------------	----------------------------	-----------------------	---------------------------

Student List

Exam : BA BEd Sem 3

Search: draft

ACTION	ENROLLEMENT NO.	STUDENT NAME	MOBILE	STATUS	FORM STATUS	SUBJECT	PAYMENT DETAILS	LAST ACTION TIME BY STUDENT
<input checked="" type="checkbox"/> <input type="checkbox"/> <input type="checkbox"/>	190010020033	Parmar tajagna valabhai	9687876300	ELIGIBLE	DRAFT	English: CS - III, Sanskrit (ICL) Shrimad Bhagvad Gita (Shlok 1 - 30) & Meghdutam, Drama and Art in Education, Development of Learner Conception to Age 11 (Child Psychology), Introduction to Curriculum and		11-01-2021 21:18:43

8. After that when the student makes the change in a form you can view those changes in this panel for example when the student selects the subjects and save the form as draft then you can view those selected subjects as below.

Exam Form

portal.lite.ac.in/core-emli/code/emli/

Center of Education, Gandhinagar
Sign out

Student Exam

ACTION	ENROLLEMENT NO.	STUDENT NAME	MOBILE	STATUS	FORM STATUS	SUBJECT	PAYMENT DETAILS	LAST ACTION TIME BY STUDENT
<input checked="" type="checkbox"/> <input type="checkbox"/> <input type="checkbox"/>	190010020033	Parmar tajagna valabhai	9687876300	ELIGIBLE	DRAFT	English: CS - III, Sanskrit (ICL) Shrimad Bhagvad Gita (Shlok 1 - 30) & Meghdutam, Drama and Art in Education, Development of Learner Conception to Age 11 (Child Psychology), Introduction to Curriculum and Curriculum Development: Concept, Basic of Climatology, Regional Geography of India, Environmental Geography, Indian Polity-I, Introduction to Political Ideologies - I, Introduction to Democratic Theory-I		11-01-2021 21:18:43

Showing 1 to 1 of 1 entries (filtered from 35 total entries)

11:20 AM 1/13/2021

9. Once the student submits the form the "Form Status" shows as "**SUBMIT**" as shown below.

The screenshot shows a web browser window with the URL portal.iite.ac.in/core-emli/code/emli/. The page header includes the IITE logo and the text "Center of Education, Gandhinagar Sign out". Below the header, there are tabs for "Student" and "Exam". The main content is a table with the following columns: ACTION, ENROLLEMENT NO., STUDENT NAME, MOBILE, STATUS, FORM STATUS, SUBJECT, PAYMENT DETAILS, and LAST ACTION TIME BY STUDENT. The table contains one row of data for a student named Ashvin noriya with enrollment number 190010020003 and mobile number 7874629309. The status is ELIGIBLE and the form status is SUBMIT. The subject listed is English: CS - III, Sanskrit (ICL) Shrimad Bhagvad Gita (Shlok 1 - 30) & Meghdutam, Drama and Art in Education, Development of Learner Conception to Age 11 (Child Psychology), Introduction to Curriculum and Curriculum Development: Concept, History of India: 650 A.D. To 1206 A.D., History of Modern World: From Renaissance to 1871 A.D., History of India [1206 A.D. To 1526 A.D.], Basic of Climatology, Regional Geography of India, Environmental Geography. The last action time by the student is 11-01-2021 21:14:56. The table also includes icons for check, edit, and eye in the ACTION column.

ACTION	ENROLLEMENT NO.	STUDENT NAME	MOBILE	STATUS	FORM STATUS	SUBJECT	PAYMENT DETAILS	LAST ACTION TIME BY STUDENT
<input checked="" type="checkbox"/> <input type="edit"/> <input type="eye"/>	190010020003	Ashvin noriya	7874629309	ELIGIBLE	SUBMIT	English: CS - III, Sanskrit (ICL) Shrimad Bhagvad Gita (Shlok 1 - 30) & Meghdutam, Drama and Art in Education, Development of Learner Conception to Age 11 (Child Psychology), Introduction to Curriculum and Curriculum Development: Concept, History of India: 650 A.D. To 1206 A.D., History of Modern World: From Renaissance to 1871 A.D., History of India [1206 A.D. To 1526 A.D.], Basic of Climatology, Regional Geography of India, Environmental Geography		11-01-2021 21:14:56

Now, there are three cases when a student can edit the form.

- When a student saves the form as draft then he/she can edit the form until finally submitted. --> For this case the procedure is mentioned above.
- When a student submitted the form but didn't make payment, in this case the student can edit the form only after college changes action from SUBMIT status to DRAFT status. (detailed explanation below)
- When a student has made payment, also in this case the student can edit the form only after the college changes action from PAID status to DRAFT status. (detailed explanation below)

when a student submitted the form but didn't make payment, in this case the student can edit the form only after college changes action from SUBMIT status to DRAFT status. (detailed explanation below)

- After submitting the form, the edit action is closed from the student side so the student can't edit the form after submitting the form. But if a student makes a mistake in the form and he/she want to edit the form then follow the procedure as mentioned below:
- There are following three icon shows in the "**Action**" column beside the Enrollment No. of the student.



2(A). At first click on the first icon. Once you click on that icon you can view the following screen. Then select the action as "DRAFT", enter the Remarks and click on the "Save Action" button. Once saved the "Form Status" gets updated as "DRAFT" and then inform student to edit the form.

Exam Form Action of [Parmar parthrajsinh mahendrasinh] Close

Action

Select action ▼

Remarks

[Save Action](#)

The screenshot shows a web interface for exam management. A modal window titled "Exam Form Action of [Parmar parthrajsinh mahendrasinh]" is open, allowing the user to set the form status to "DRAFT" and add remarks. Below the modal, a "Student List" table is visible, showing details for two students: Amit and Anurag rai, both with a status of "ELIGIBLE" and "No activity".

Exam Form Action Modal:

Exam Form Action of [Parmar parthrajsinh mahendrasinh] Close

Action: DRAFT

Remarks: To edit the form

[Save Action](#)

Student List
Exam : BSc BEd Sem 3

ACTION	ENROLLEMENT NO.	STUDENT NAME	MOBILE	STATUS	FORM STATUS	SUBJECT	PAYMENT DETAILS	LAST ACTION TIME BY STUDENT	AFFILIATED COLLEGE
<input checked="" type="checkbox"/> <input type="checkbox"/> <input type="checkbox"/>	190010010001	Amit	7436021771	ELIGIBLE	No activity				
<input checked="" type="checkbox"/> <input type="checkbox"/> <input type="checkbox"/>	190010010002	Anurag rai	7726040209	ELIGIBLE	No activity				

2(B). After editing the form when the student submits the form the "Form Status" gets updated in the panel as "**SUBMIT**". And then the student can pay the exam form fees. After the student gets payment success the "Form Status" gets updated as the "**PAID**" in the panel.

<input checked="" type="checkbox"/> <input type="checkbox"/> <input type="checkbox"/>	190010010018	Chaudhari kavan mukeshbhai	9687864457	ELIGIBLE	PAID	English: CS - III, Sanskrit (ICL) Shrimad Bhagvad Gita (Shlok 1 - 30) & Meghdutam, Drama and Art in Education, Development of Learner Conception to Age 11 (Child Psychology), Introduction to Curriculum and Curriculum Development Concept,	11-01-2021 18:09:38	Center of Education,IITE,Gandhinagar
---	--------------	----------------------------	------------	----------	------	---	---------------------	--------------------------------------

c. When a student has made payment, also in this case the student can edit the form only after the college changes action from PAID status to DRAFT status. (detailed explanation below)

1. If the student wants to edit the subjects in the form after payment then follow the procedure mentioned below:
2. There are following three icon shows in the "Action" column beside the Enrollment No. of the student.

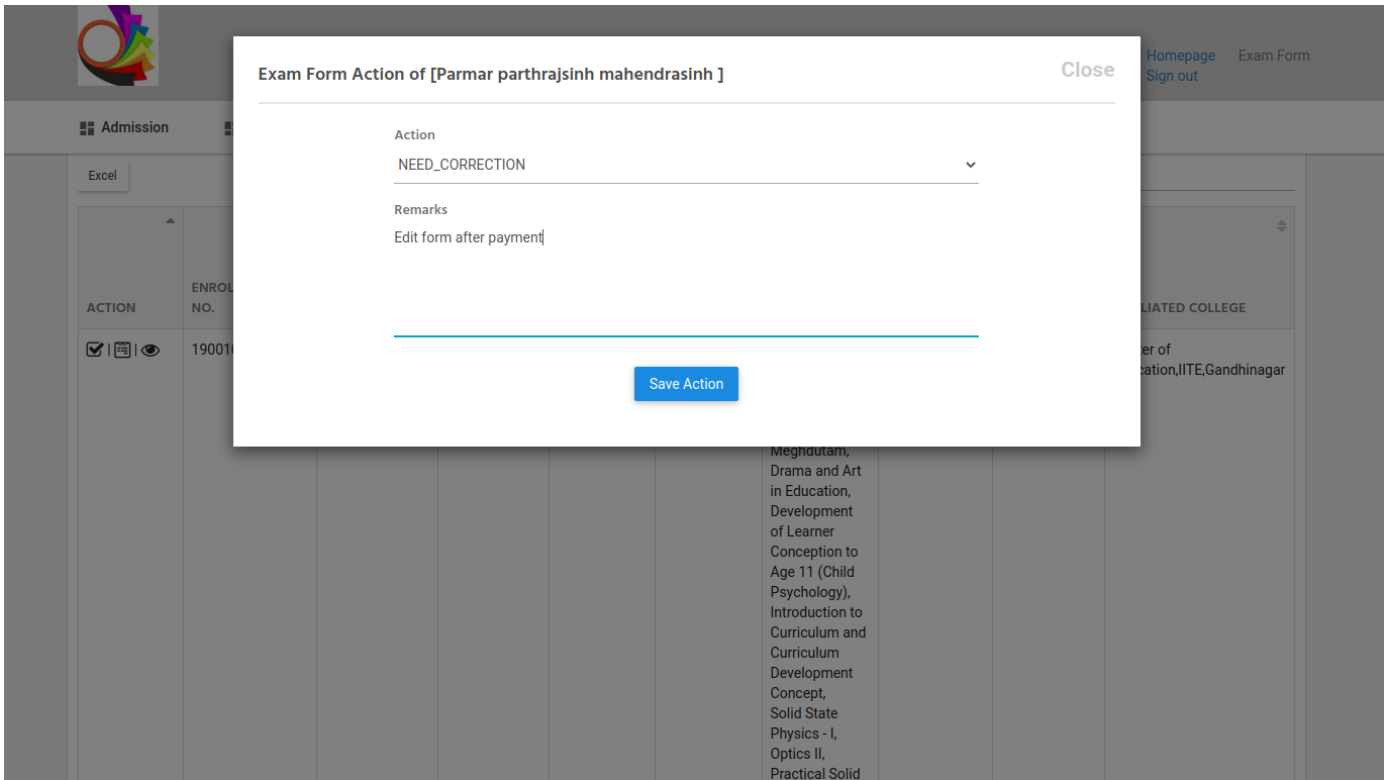


2(A). Click on the first icon. Once you click on that icon you can view the following screen. Then select the action as "NEED_CORRECTION", enter the Remarks and click on the "Save Action" button. Once action is saved then the "Form Status" gets updated as "NEED_CORRECTION" and then the student can edit the subjects in the form.

A screenshot of a web application dialog box titled "Exam Form Action of [Parmar parthrajsinh mahendrasinh]". The dialog has a "Close" button in the top right corner. Inside the dialog, there is a form with the following fields:

- Action**: A dropdown menu with the text "Select action" and a downward arrow.
- Remarks**: A text input field.

At the bottom center of the dialog is a blue button labeled "Save Action". The background of the application is partially visible, showing a table with enrollment numbers "19001" and a page number "36 of 59".



2(B). After editing the form when the student submits the form the "Form Status" gets updated again in the panel as "PAID".

<input checked="" type="checkbox"/> <input type="checkbox"/> <input type="checkbox"/>	190010010018	Chaudhari kavan mukeshbhai	9687864457	ELIGIBLE	PAID	English: CS - III, Sanskrit (ICL) Shrimad Bhagvad Gita (Shlok 1 - 30) & Meghdutam, Drama and Art in Education, Development of Learner Conception to Age 11 (Child Psychology), Introduction to Curriculum and Curriculum Development Concept, Solid State Physics - I, Optics II, Practical Solid	11-01-2021 18:09:38	Center of Education,IITE,Gandhinagar
---	--------------	----------------------------	------------	----------	------	---	---------------------	--------------------------------------

Now, the college either approves or not approves the exam form of the student after all the procedures done by the student like payment, edit etc., Once the form status

shows "PAID", the college verifies the form of student and give the action as approve or not approve using the following procedure:

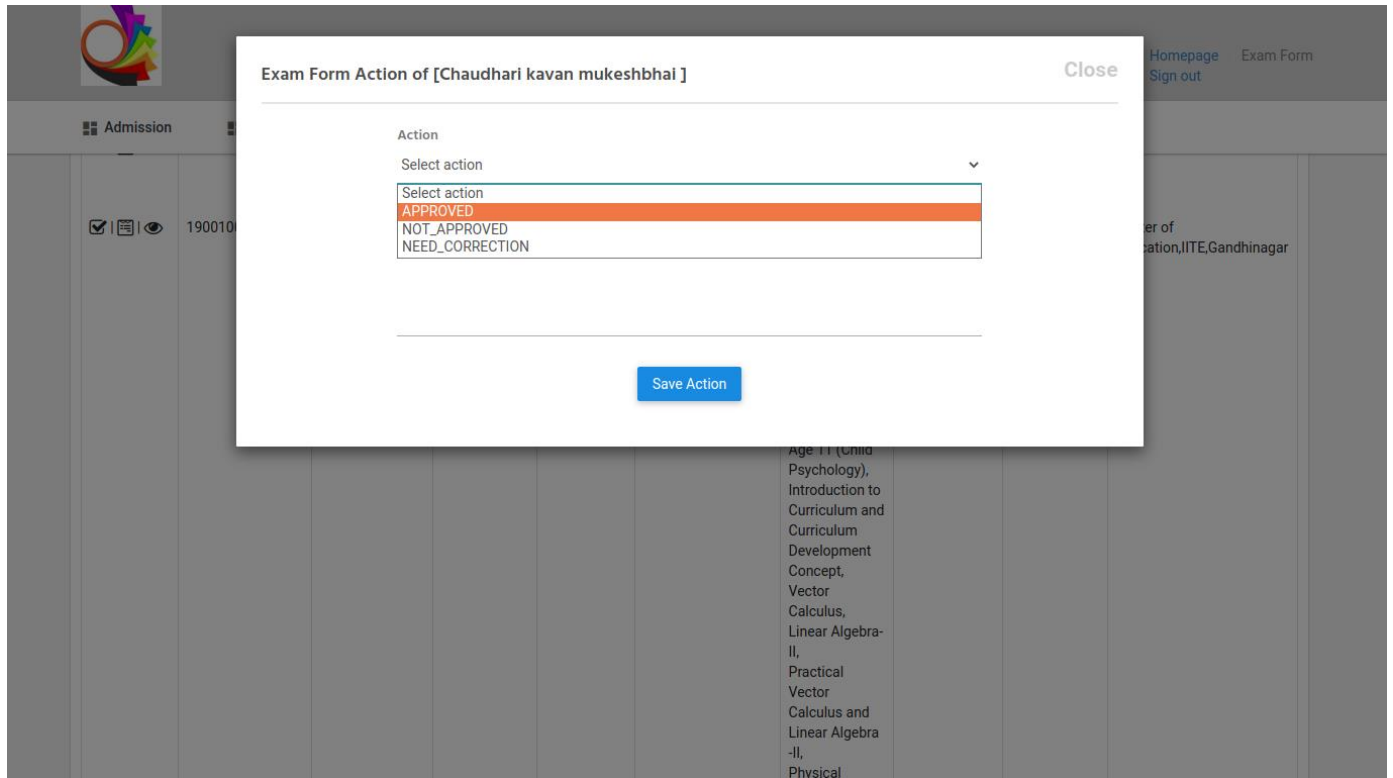
1. To approve or not approve click on the first icon when "Form Status" is "PAID". Once you click on that icon, you can view the following screen. When all the details of the student in the form are OK then select the action "**APPROVED**". And if due to any reason the exam form is not approved then select the action "**NOT_APPROVE**". After selecting the action either **APPROVE** or **NOT_APPROVE**, enter the Remarks and click on the "Save Action" button.

Exam Form Action of [Chaudhari kavan mukeshbhai] Close

Action
Select action ▼

Remarks

[Save Action](#)



2. As you save the action, the "Form Status" gets updated as per your action either "APPROVED" or "NOT_APPROVED". **If you approve the form, then the student becomes eligible for the exam. And if you do not approve the form of student then his/her form is rejected and he/she can't give the exam.**

<input checked="" type="checkbox"/> <input type="checkbox"/> <input type="checkbox"/>	190010010018	Chaudhari kavan mukeshbhai	9687864457	ELIGIBLE	APPROVED	English: CS - III, Sanskrit (ICL) Shrimad Bhagvad Gita (Shlok 1 - 30) & Meghdutam, Drama and Art in Education, Development of Learner Conception to Age 11 (Child Psychology), Introduction to Curriculum and Curriculum Development Concept,	11-01-2021 18:09:38	Center of Education,IITE,Gandhinagar
---	--------------	----------------------------	------------	----------	----------	---	---------------------	--------------------------------------

To view the form application of the student, click on the second icon shown in the below screen.



As you click on that icon you can view the screen as shown below.

Exam Form Application Close

Exam Centre Selected : [ldar](#)

Exam Form Subject

Excel Search: _____

SUBJECT	SUBJECT TYPE	PAPER NO.	ASSESSMENT TYPE
Chemistry of Hydrocarbons	OPTIONAL	30143020	Written
Development of Learner Conception to Age 11 (Child Psychology)	COMPULSORY	20313010	Written
Drama and Art in Education	COMPULSORY	10343010	Written
English: CS - III	COMPULSORY	10313010	Written
Introduction to Curriculum and Curriculum Development Concept	COMPULSORY	40313010	Written
Linear Algebra-II	OPTIONAL	30113020	Written
Physical Chemistry - I	OPTIONAL	30143010	Written
Practical Semi Micro and Volumetric Analysis	OPTIONAL	30143030	Practical
Practical Vector Calculus and Linear Algebra -II	OPTIONAL	30113030	Practical
Sanskrit (ICL) Shrimad Bhagvad Gita (Shlok 1 - 30) & Meghdutam	COMPULSORY	10313030	Written
Vector Calculus	OPTIONAL	30113010	Written

Showing 1 to 11 of 11 entries

To view the action log of the student, click on the third icon shown in the below screen.



As you click on that icon you can view the screen as shown below. In the action log you can view all the actions taken in the form with date and time.

Exam Form Action Log of [Chaudhari kavan mukeshbhai]				Close
Excel		Search: _____		
ACTION	REMARKS	USER	DATE TIME	
APPROVED	Approve Exam Form	iitedemo	2021-01-12 12:06:32	
SUBMIT		0101010220190010	2021-01-11 18:09:38	

Showing 1 to 2 of 2 entries

In the college login Exam >>Exam form all will get a button of '**Submit to University**' as shown below image. All **approved** students will be **default selected** to be submitted to the university.

In case any approved student needs not to be submitted to the university then college users need to unselect the checkbox provided under the action column with blue color before pressing the submit to university button.

Once submitted and locked then no action can be taken for those students.

As they press the button, the user will get a counter of how many student data are submitted to the university.

07867869168462740508.googlegroups.com/attach/21391744ced45/1.png?part=0.1&view=1&vt=ANaJVf3SPMKiO_ZKgrsUOb70ZARZAhn0hSVHO9DAvP4tQ6eC_2dnQQf95ks8Q3cTgnwbietnNjeblihmobbjSvJvgi...

Student List

Exam : MED sem 3

Search: approved

ACTION	ENROLLEMENT NO.	STUDENT NAME	MOBILE	STATUS	FORM STATUS	SUBJECT	PAYMENT DETAILS	LAST ACTION TIME BY STUDENT	AFFILIATED COLLEGE
<input checked="" type="checkbox"/> <input type="checkbox"/> <input type="checkbox"/> <input checked="" type="checkbox"/> 1	190012050001	Subhashini v	8460323898	ELIGIBLE	APPROVED	Methods of Research in Education -2 Inclusion: Concept and policy Framework, Management and Administration, Preparation and Administration of Psychological Tests, Preparing Theme Papers and its Presentation, Psychological Testing	Transaction ID: 396990447 Payment Date: 12-01-2021 Amount: 1000	12-01-2021 14:41:27	Center of Education,JITE,Gandhinagar

Showing 1 to 1 of 1 entries (filtered from 15 total entries)

[Submit To University](#)

3. Pre exam Dashboard

Pre Exam Dashboard

portal.lite.ac.in/core-emli/code/emli/#

Center of Education,JITE,Gandhinagar
[Sign out](#)

Student Exam

Seat Arrange

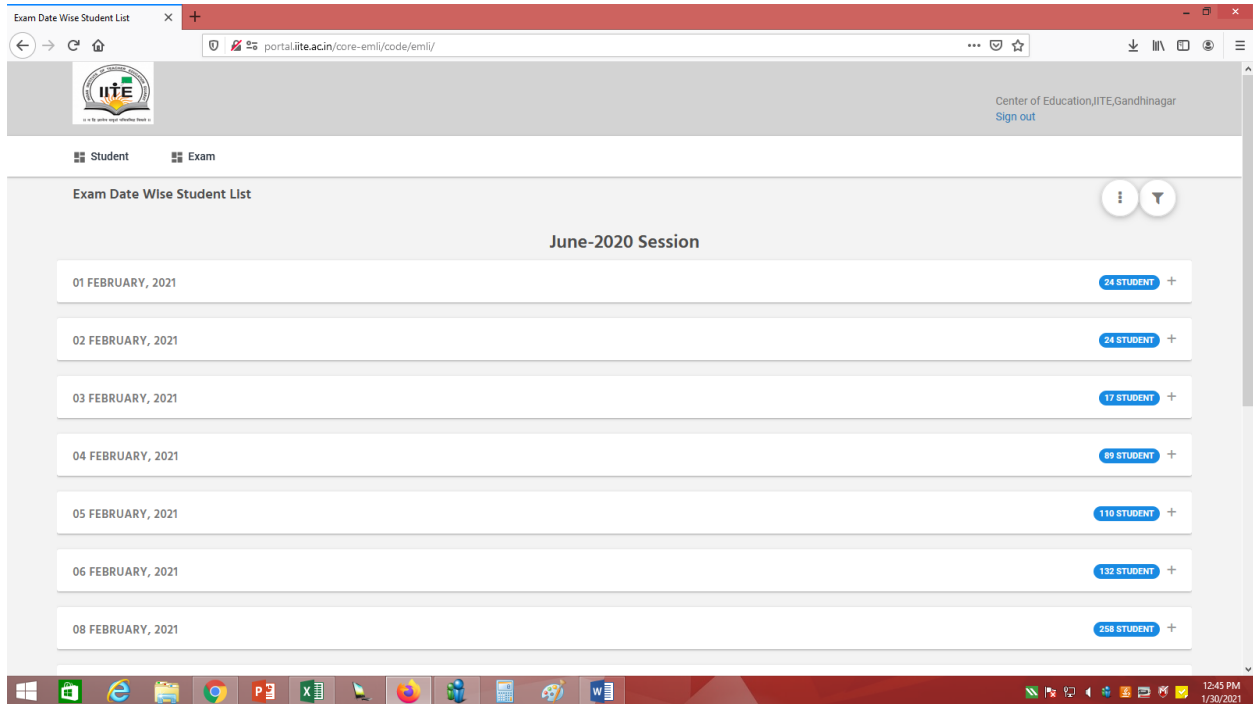
- Program Structure
- Exam Form
- Pre Exam Dashboard**
- Post Exam Dashboard

Loading...

Exam date wise student list

1. In principal login arranged students is shown which are going to appear exam in your center.

Login after then go to Exam>Pre exam dashboard



The screenshot shows a web browser window displaying the IITE portal. The page title is "Exam Date Wise Student List". The URL is "portal.iite.ac.in/core-emli/code/emli/". The page header includes the IITE logo and the text "Center of Education, IITE, Gandhinagar" with a "Sign out" link. Below the header, there are tabs for "Student" and "Exam". The main content area is titled "Exam Date Wise Student List" and shows a table of exam dates for the "June-2020 Session". Each row represents an exam date and the number of students who took the exam. The data is as follows:

Exam Date	Number of Students
01 FEBRUARY, 2021	24 STUDENT
02 FEBRUARY, 2021	24 STUDENT
03 FEBRUARY, 2021	17 STUDENT
04 FEBRUARY, 2021	89 STUDENT
05 FEBRUARY, 2021	110 STUDENT
06 FEBRUARY, 2021	132 STUDENT
08 FEBRUARY, 2021	258 STUDENT

2. Above screen shows date wise exam and subject conducted in their centers with number of students.
3. Next click on + icon to have detailed view as per below screenshot.

Exam Date Wise Student List

portal.ite.ac.in/core-emli/code/emli/

Center of Education,IITE,Gandhinagar
Sign out

Student Exam

Exam Date Wise Student List

June-Dec-2020 Session

01 FEBRUARY, MONDAY, 2021 24 PRESENT 24 TOTAL

Excel Search:

ACTION	EXAM NAME	SUBJECT	TIME	CENTER	CITY	NO. OF STUDENT
<input checked="" type="checkbox"/> 1 PRESENT	BA BEd Sem 3	Shrimad Bhagwad Gita evam Jivan Vyavasthapan-I	10:30:00-13:30:00	Center of Education,IITE,Gandhinagar	Gandhinagar	1
<input checked="" type="checkbox"/> 1 PRESENT	BSc BEd Sem 1 ATKT	Vertebrate Zoology	10:30:00-13:30:00	Center of Education,IITE,Gandhinagar	Gandhinagar	1
<input checked="" type="checkbox"/> 17 PRESENT	BA BEd Sem 1	General English and Grammar	10:30:00-13:30:00	Center of Education,IITE,Gandhinagar	Gandhinagar	17
<input checked="" type="checkbox"/> 5 PRESENT	BA BEd Sem 3	Basic of Climatology	10:30:00-13:30:00	Center of Education,IITE,Gandhinagar	Gandhinagar	5

Showing 1 to 4 of 4 entries

02 FEBRUARY, TUESDAY, 2021 24 PRESENT 24 TOTAL

Click on Action button to see the seat number, affiliated college name, center name, enrollment number and student name

Exam Date Wise Student List

portal.ite.ac.in/core-emli/code/emli/

01 February, 2021 [BA BEd Sem 1] [Center of Education,IITE,Gandhinagar] [General English and Grammar] Student List Close

Exam Attendance Found.

17 students were Present.

Excel Search:

#	SEAT NUMBER	ENROLLMENT NO.	STUDENT NAME	EXAM ATTENDED	EXAM CENTER	AFFILIATED COLLEGE
<input type="checkbox"/>	21010110069	200010020079	Kritika chandra	PRESENT	Center of Education,IITE,Gandhinagar	Center of Education,IITE,Gandhinagar
<input type="checkbox"/>	21010110070	200010020048	Pal deveshkumar anuruddhsinh	PRESENT	Center of Education,IITE,Gandhinagar	Center of Education,IITE,Gandhinagar
<input type="checkbox"/>	21010110071	200010020067	Kshiti	PRESENT	Center of Education,IITE,Gandhinagar	Center of Education,IITE,Gandhinagar
<input type="checkbox"/>	21010110072	200010020033	Aabha patel	PRESENT	Center of Education,IITE,Gandhinagar	Center of Education,IITE,Gandhinagar
<input type="checkbox"/>	21010110073	200010020030	Dhruv thakor	PRESENT	Center of Education,IITE,Gandhinagar	Center of Education,IITE,Gandhinagar
<input type="checkbox"/>	21010110074	200010020029	Digvijaysinh hamirsinh solanki	PRESENT	Center of Education,IITE,Gandhinagar	Center of Education,IITE,Gandhinagar
<input type="checkbox"/>	21010110075	200010020002	Yogdevsinh kumpavat	PRESENT	Center of Education,IITE,Gandhinagar	Center of Education,IITE,Gandhinagar
<input type="checkbox"/>	21010110076	200010020009	Sheetal pratapbhai makwana	PRESENT	Center of Education,IITE,Gandhinagar	Center of Education,IITE,Gandhinagar

Exam Attendance report

1. Login with credentials and go to **Exam>Pre Exam dashboard**
2. Then on the right side top 3 dots will be shown in that select "**Exam date wise student list**".
3. Once opened below screen will be shown for each date wise exam to be conducted in particular center

Admission Exam College Rights

June-2020 Session

30 JANUARY, SATURDAY, 2021	4 PRESENT 2 ABSENT 1 ATTENDANCE NOT TAKEN 7 TOTAL +
02 FEBRUARY, TUESDAY, 2021	4 TOTAL +
03 FEBRUARY, WEDNESDAY, 2021	10 TOTAL +
04 FEBRUARY, THURSDAY, 2021	1 PRESENT 1 ABSENT 122 TOTAL +
05 FEBRUARY, FRIDAY, 2021	121 TOTAL +
06 FEBRUARY, SATURDAY, 2021	140 TOTAL +
08 FEBRUARY, MONDAY, 2021	149 TOTAL +

4. Then click on the + icon shown for each date to open a particular date details.


June-2020 Session

30 JANUARY, SATURDAY, 2021 4 PRESENT 2 ABSENT 1 ATTENDANCE NOT TAKEN 7 TOTAL +

Excel Search: _____

ACTION	EXAM NAME	SUBJECT	TIME	CENTER	CITY	NO. OF STUDENT
<input checked="" type="checkbox"/> 1 ABSENT	BSc BEd Sem 1 ATKT	Vertebrate Zoology	10:30:00-13:30:00	Center of Education,ITE,Gandhinagar		1
<input checked="" type="checkbox"/> 1 PRESENT	BSc BEd Sem 1 ATKT	Vertebrate Zoology	10:30:00-13:30:00	D. D. Choksi B.Ed. College, Palanpur	Palanpur	1
<input checked="" type="checkbox"/> 1 PRESENT	BSc BEd Sem 1 ATKT	General Physics	10:30:00-13:30:00	Smt. Ullasben Gordhandas College of Education, Ahmedabad	Ahmedabad	1
<input checked="" type="checkbox"/> 1 PRESENT	BSc BEd Sem 1 ATKT	General Physics	10:30:00-13:30:00	Dr. Subhash Mahila College of Education, Junagadh	Junagadh	1
<input checked="" type="checkbox"/> 1 PRESENT 1 ABSENT	BSc BEd Sem 1 ATKT	General Physics	10:30:00-13:30:00	Shree Sarvajani College of Education, Godhara	Godhara	2
<input checked="" type="checkbox"/> ATTENDANCE NOT TAKEN	BSc BEd Sem 1 ATKT	General Physics	10:30:00-13:30:00	Swami Vivekanand Sarvodaya Bank Education College, Mahesana	Mehsana	1

Showing 1 to 6 of 6 entries

5. Next for each subject action column has a tick sign as 
6. Once click on the tick sign below the screen will open having a student list with seat number for the exam paper.

In that select only those who are absent and save it. And if no absent students then just press the save button. Default all will be saved as present.

30 January, 2021 [BSc BEd Sem 1 ATKT] [Center of Education,IITE,Gandhinagar] [Vertebrate Zoology] Student List Close

Exam Attendance Found.

1 students were marked as Absent.

Excel Search: _____

#	SEAT NUMBER	ENROLLEMENT NO.	STUDENT NAME	AFFILIATED COLLEGE
<input checked="" type="checkbox"/>	21010210084	190010010057	Mahaliya milan manojbhai	Center of Education,IITE,Gandhinagar

Showing 1 to 1 of 1 entries

Only Tick Those Student Who are **Absent**.

[SAVE](#)

03 FEBRUARY, WEDNESDAY, 2021 10 TOTAL +

04 FEBRUARY, THURSDAY, 2021 1 PRESENT 1 ABSENT 122 TOTAL +

05 FEBRUARY, FRIDAY, 2021 121 TOTAL +

- Once saved, the counter will be shown as seen in the above screens. Exam attendance will remain open till 6 hours after the exam is over and it will start on the date of exam.

Exam Date Wise Student List

portal.iite.ac.in/core-emli/code/emli/

Center of Education,IITE,Gandhinagar
Sign out

Student Exam

Exam Date Wise Student List

June-Dec-2020 Session

01 FEBRUARY, MONDAY, 2021 24 PRESENT 24 TOTAL +

Excel Search: _____

ACTION	EXAM NAME	SUBJECT	TIME	CENTER	CITY	NO. OF STUDENT
<input checked="" type="checkbox"/> 1 PRESENT	BA BEd Sem 3	Shrimad Bhagwad Gita evam Jivan Vyavasthapan-I	10:30:00-13:30:00	Center of Education,IITE,Gandhinagar	Gandhinagar	1
<input checked="" type="checkbox"/> 1 PRESENT	BSc BEd Sem 1 ATKT	Vertebrate Zoology	10:30:00-13:30:00	Center of Education,IITE,Gandhinagar	Gandhinagar	1
<input checked="" type="checkbox"/> 17 PRESENT	BA BEd Sem 1	General English and Grammar	10:30:00-13:30:00	Center of Education,IITE,Gandhinagar	Gandhinagar	17
<input checked="" type="checkbox"/> 5 PRESENT	BA BEd Sem 3	Basic of Climatology	10:30:00-13:30:00	Center of Education,IITE,Gandhinagar	Gandhinagar	5

Showing 1 to 4 of 4 entries

02 FEBRUARY, TUESDAY, 2021 24 PRESENT 24 TOTAL +

The screenshot displays a web application interface for viewing exam student lists. The browser's address bar shows the URL 'portal.ite.ac.in/core-emli/code/emli/'. The page header includes the IITE logo and the text 'Center of Education, IITE, Gandhinagar' with a 'Sign out' link. Below the header, there are navigation tabs for 'Student' and 'Exam'. The main content area is a table with the following data:

Exam Date	Present	Total
01 FEBRUARY, MONDAY, 2021	24	24
02 FEBRUARY, TUESDAY, 2021	24	24
03 FEBRUARY, WEDNESDAY, 2021	19	19
04 FEBRUARY, THURSDAY, 2021	89	89
05 FEBRUARY, FRIDAY, 2021	111	111
06 FEBRUARY, SATURDAY, 2021	133	133
08 FEBRUARY, MONDAY, 2021	258	258
09 FEBRUARY, TUESDAY, 2021	255	255
10 FEBRUARY, WEDNESDAY, 2021	258	258

Session all exam student list

To get student wise detail data for that click on 3 dots icon provided right side and select "Session All exam student list" as shown below.

Exam Date Wise Student List

portal.iite.ac.in/core-emli/code/emli/

Center of Education, IITE, Gandhinagar
Sign out

Student Exam

Exam Date Wise Student List

June-Dec-2020 Session

01 FEBRUARY, MONDAY, 2021

02 FEBRUARY, TUESDAY, 2021 **24 PRESENT** **24 TOTAL** +

03 FEBRUARY, WEDNESDAY, 2021 **19 PRESENT** **19 TOTAL** +

04 FEBRUARY, THURSDAY, 2021 **89 PRESENT** **89 TOTAL** +

05 FEBRUARY, FRIDAY, 2021 **111 PRESENT** **111 TOTAL** +

06 FEBRUARY, SATURDAY, 2021 **133 PRESENT** **133 TOTAL** +

08 FEBRUARY, MONDAY, 2021 **258 PRESENT** **258 TOTAL** +

Exam Date Wise Student List
Session All Exam Student List
Internal Marks Entry

Once selected you will get a detailed report as per below with all details of the student; their subjects and paper date and time.

Session All Exam Student List

portal.iite.ac.in/core-emli/code/emli/

Center of Education, IITE, Gandhinagar
Sign out

Student Exam

Session All Exam Student List

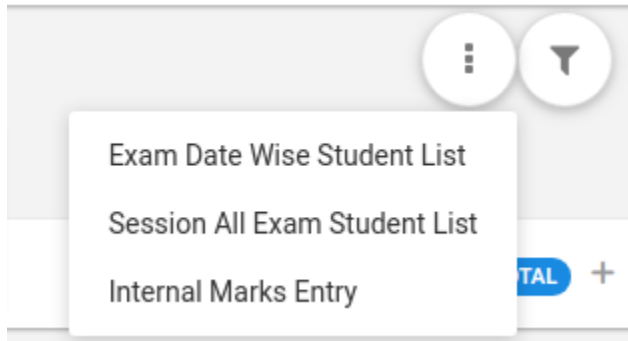
Excel Search:

ENROLLMENT NO.	STUDENT NAME	EXAM	EXAM DATE	EXAM TIME	EXAM CENTER	SUBJECT	EXAMTYPE	AFFILIATED COLLEGE
190010010026	Dave khushi nareshkumar	BSc BEd Sem 3	2021-02-04	10:30:00-13:30:00	Center of Education, IITE, Gandhinagar	English: CS - III	EXT	Center of Education, IITE, Gandhinagar
190010010026	Dave khushi nareshkumar	BSc BEd Sem 3	2021-02-05	10:30:00-13:30:00	Center of Education, IITE, Gandhinagar	Sanskrit (ICL) Shrimad Bhagvad Gita (Shlok 1 - 30) & Meghdutam	EXT	Center of Education, IITE, Gandhinagar
190010010026	Dave khushi nareshkumar	BSc BEd Sem 3	2021-02-06	10:30:00-13:30:00	Center of Education, IITE, Gandhinagar	Drama and Art in Education	EXT	Center of Education, IITE, Gandhinagar
190010010026	Dave khushi nareshkumar	BSc BEd Sem 3	2021-02-08	10:30:00-13:30:00	Center of Education, IITE, Gandhinagar	Development of Learner Conception to Age 11 (Child Psychology)	EXT	Center of Education, IITE, Gandhinagar
190010010026	Dave khushi nareshkumar	BSc BEd Sem 3	2021-02-09	10:30:00-13:30:00	Center of Education, IITE, Gandhinagar	Introduction to Curriculum and Curriculum Development Concept	EXT	Center of Education, IITE, Gandhinagar
190010010026	Dave khushi nareshkumar	BSc BEd Sem 3	2021-02-12	10:30:00-13:30:00	Center of Education, IITE, Gandhinagar	Physical Chemistry - I	EXT	Center of Education, IITE, Gandhinagar
190010010026	Dave khushi	BSc BEd Sem 3	2021-02-13	10:30:00-13:30:00	Center of	Chemistry of Hydrocarbons	EXT	Center of

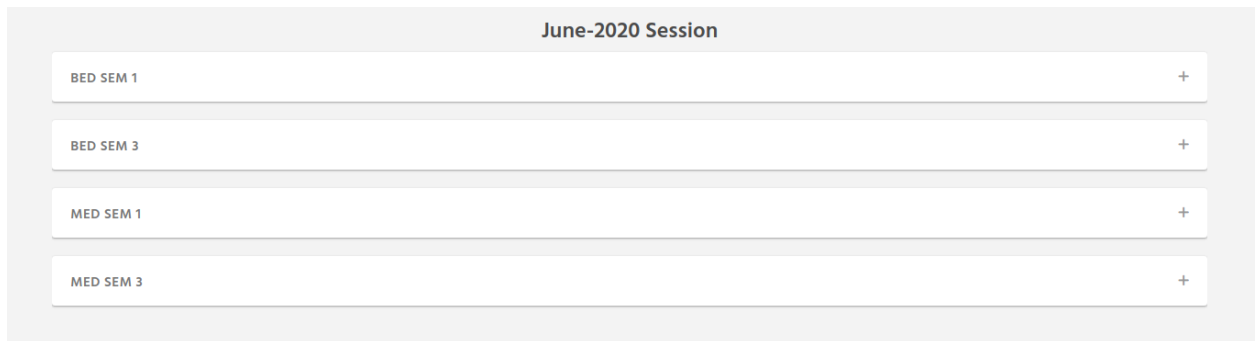
Center can search it as per their need and can view and can download it for their further use.

Internal Marks entry

1. At first login with your credentials. Then select **Exam >> Pre Exam Dashboard**. Then click on the top three dots available on the right hand side corner. As you click on that icon you can view the list of menus as shown in the below screenshot.



2. From the above menus click on the "**Internal Marks Entry**". As you click on that you can view all the exams.



3. Then click on the "+" icon available at the right side of the exam name. As you click on that you can view the list of subjects along with entry year and the counters of the students in particular subject.

BED SEM 1 +

Excel Search: _____

ACTION	SUBJECT	ENTRY YEAR	TOTAL STUDENT	STATUS
	Curriculum Development Principles	2020	52	
	General Pedagogy for Languages, Social Sciences and Commerce	2020	28	
	General Pedagogy for Mathematics and Sciences	2020	24	
	Gujarati Language	2020	52	
	Perspective in Education	2020	52	
	Psychology of Learner	2020	52	
	Art in Education	2021	1	
	Curriculum Development Principles	2021	1	

4. At first there are two icons that will be shown in the **Action** column as shown below.



5. Once you click on the eye icon you can view the list of students along with the **Enrollment No.** and **Status as Not Entered**. Then if you don't have the excel of the students then download the excel of the students by clicking on the **Excel** shown in the above screen. After downloading the excel remove both columns Status and Aggregate Marks from the excel and enter the Written marks of the students. And if you already have the excel of the students then please verify the column names because the column names must be the same as in the system as "**Enrollment No.**", "**Student Name**" and "**Written**". While preparing the excel the "Written" marks must be in the excel. And you can also add other optional marks by adding the one by one component like Quiz, Debate, Puzzle etc. in the excel. **But in case of adding the optional marks you have to enter the marks as "Obtained/Total" for example "5/10". If you enter only the obtained marks in the excel then the system prompts the error.**
6. After preparing the excel click on the icon to upload the excel. As you click on that icon you can view the screen shown below.

Close

BEd Sem 1 [2020] [General Pedagogy for Languages, Social Sciences and Commerce] Upload

EXAM NAME	BED SEM 1
SUBJECT NAME	GENERAL PEDAGOGY FOR LANGUAGES, SOCIAL SCIENCES AND COMMERCE
NO. OF STUDENTS	28

TITLE	COLUMN TYPE	DESCRIPTION	REMARKS
Enrollment No.	Compulsory		
Written	Compulsory	Maximum Marks : 30 Passing Marks : 12	This marks will be considered in the student final marksheet.
Component 1	Optional	Name of Component (i.e Quiz, Case Study, Assignment, Project, Report, Debate, Puzzle, Attendance, other activity,etc)	This marks will not be considered for marksheet. Example for values(Obtained/Out Of) 20/50
Component 2	Optional		
Component N	Optional		
Excel File	<input type="button" value="Choose File"/> No file chosen	<input type="button" value="Preview"/>	

7. Then choose the excel file which you have prepared. **The extension of the excel file must be .xlsx.** After choosing the excel you can view that excel by clicking on the **"Preview"** button. In the preview of the excel you can view all the columns which is to be uploaded in the system. And if the excel is not perfect then the system prompts error. After successful upload of the excel there are four icons will be shown under the **Action** column as shown below.






8. To view the marks entry of the students, click on the first eye icon. As you click on that icon you can view the screen with the updated status **SAVED** as shown below.

Close

BEd Sem 1 [2020] [Pre-practice Teaching (Micro-Simulation, School Exposure)] Student List

Excel Search: _____

ENROLLMENT NO.	STUDENT NAME	STATUS	PRACTICAL	AGGREGATE MARKS
201150030001	Jyoti ashishbhai padhiyar	SAVED	15	
201150030002	Dodiya payal dipak	SAVED	1	
201150030003	Joshi khushbu ashokbhai	SAVED	4	
201150030004	Gojya hardik jetshibhai	SAVED	13	
201150030005	Thanki janki ashokbhai	SAVED	7	
201150030006	Dabhi parth govindbhai	SAVED	4	
201150030007	Thanki avani chandulal	SAVED	2	
201150030008	Makwana janki kishorbhai	SAVED	10	
201150030009	Mital	SAVED	2	

9. If you found the mistake then you can also delete the excel by clicking on the delete icon  or you can directly upload the corrected excel by clicking on the  icon. After that to publish the excel click on the  icon.

10. As you click on that icon the marks will be published and the students can view the marks in their login. After publishing the marks there are three icons which will be shown under the **Action** column as shown below.





11. By clicking on the eye icon you can view the screen with the updated status **PUBLISHED** as shown below.

BEEd Sem 1 [2020] [Art in Education] Student List Close

Excel Search: _____

ENROLLMENT NO.	STUDENT NAME	STATUS	PRACTICAL	AGGREGATE MARKS
201150030001	Jyoti ashishbhai padhiyar	PUBLISHED	8	8
201150030002	Dodiya payal dipak	PUBLISHED	0	0
201150030003	Joshi khushbu ashokbhai	PUBLISHED	14	14
201150030004	Gojiya hardik jetshibhai	PUBLISHED	1	1
201150030005	Thanki janki ashokbhai	PUBLISHED	2	2
201150030006	Dabhi parth govindbhai	PUBLISHED	6	6
201150030007	Thanki avani chandulal	PUBLISHED	3	3
201150030008	Makwana janki kishorbhai	PUBLISHED	12	12
201150030009	Mital	PUBLISHED	10	10

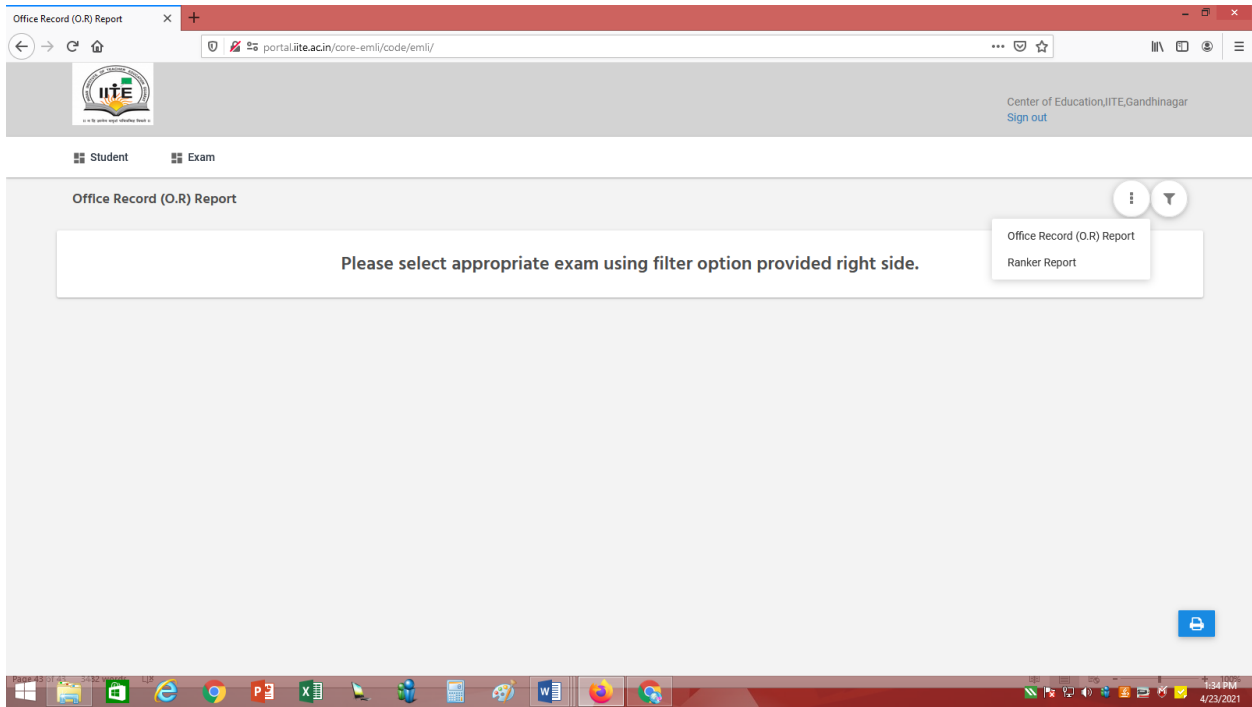
12. If you find any mistake in the published data then by the  icon you can also upload the corrected excel even after publishing the marks. But if not found any mistake then you can lock the data by clicking on the  icon. **But be careful while locking the data because once you lock the data then the data will be submitted to the university and the college can't edit/modify the data.** As you lock the data the only eye icon will be shown under the Action column. And by clicking on that icon you can view the screen with the updated status as **SUBMITTED_TO_UNIVERSITY** as shown below.

Excel Search: _____

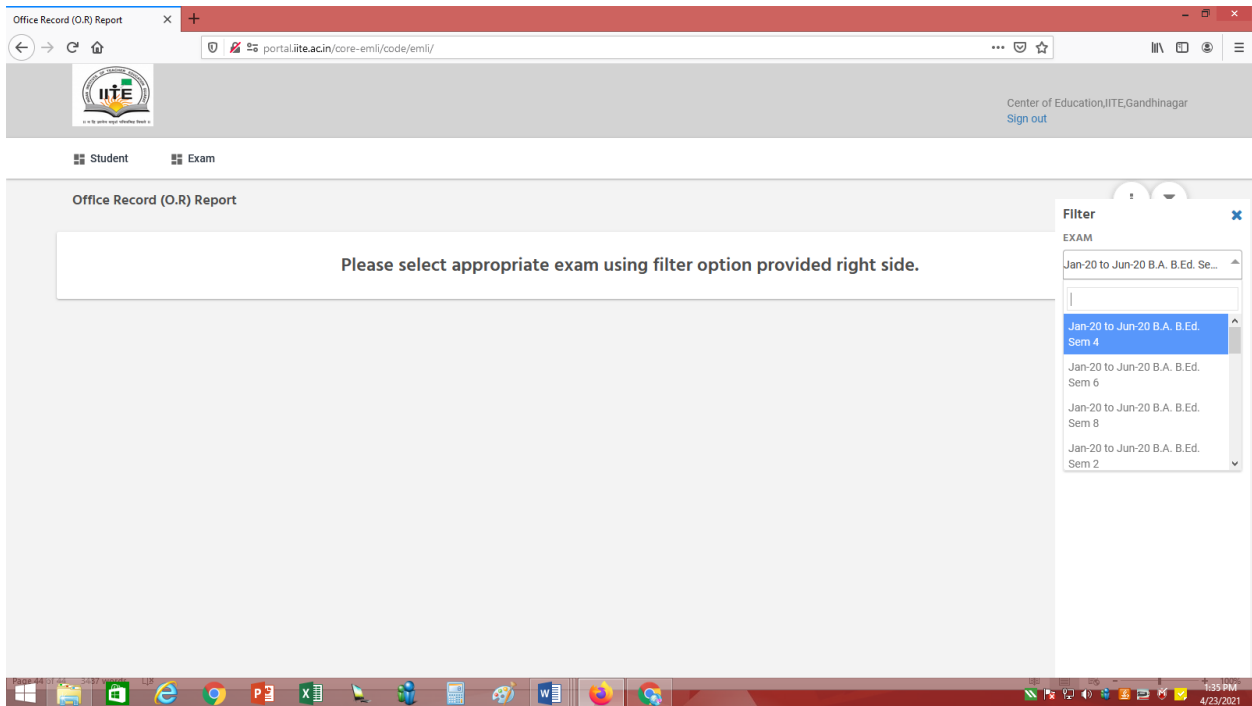
ENROLLMENT NO.	STUDENT NAME	STATUS	WRITTEN	AGGREGATE MARKS
201150030001	Jyoti ashishbhai padhiyar	SUBMITTED_TO_UNIVERSITY	30	30
201150030002	Dodiya payal dipak	SUBMITTED_TO_UNIVERSITY	15	15
201150030003	Joshi khushbu ashokbhai	SUBMITTED_TO_UNIVERSITY	5	5
201150030004	Gojiya hardik jetshibhai	SUBMITTED_TO_UNIVERSITY	11	11
201150030005	Thanki janki ashokbhai	SUBMITTED_TO_UNIVERSITY	10	10
201150030006	Dabhi parth govindbhai	SUBMITTED_TO_UNIVERSITY	30	30
201150030007	Thanki avani chandulal	SUBMITTED_TO_UNIVERSITY	0	0

4. Post exam Dashboard

The screenshot shows a web browser window with the URL `portal.lite.ac.in/core-emil/code/emil/`. The page header includes the IITE logo and the text "Center of Education, IITE, Gandhinagar" with a "Sign out" link. The main content area has a navigation menu with "Student" and "Exam" options. The "Exam" menu is expanded, showing options for "Program Structure", "Exam Form", "Pre Exam Dashboard", and "Post Exam Dashboard". The "Post Exam Dashboard" option is highlighted in red. The Windows taskbar at the bottom shows the system tray with the date and time "4/23/2021 1:34 PM".



Select Office record and session



Submit

Office Record (O.R) Report

portal.ite.ac.in/core-emli/code/emli/

Center of Education,IITE,Gandhinagar
Sign out

Student Exam

Office Record (O.R) Report

Please select appropriate exam using filter option provided right side.

Filter

EXAM

Jan-20 to Jun-20 B.A. B.Ed. Se...

Center Center of Education,IITE,Gandhinagar

Submit

4:35 PM 4/23/2021

Office Record (O.R) Report

portal.ite.ac.in/core-emli/code/emli/

Center of Education,IITE,Gandhinagar
Sign out

Student Exam

Office Record (O.R) Report

Please select appropriate exam using filter option provided right side.

Course Bachelor of Arts & Bachelor of Education Semester IV
Academic Year Jan-20 to Jun-20 Datetime 23-04-2021 13:36:15

Code	Name	Credits	External Assessment		Internal Assessment		Total	
			Max	Min	Max	Min	Max	Min
10314010	English: CS - IV	2	70	25	30	11	100	36
10314030	Sanskrit (ICL) Ishavasyo Upnishad and Nitishatak Shlok (1-30)	2	70	25	30	11	100	36
20324010	Development of Learner Adolescent (Psychology of Adolescence)	2	70	25	30	11	100	36
30254010	History of English Literature - II (17th Century to Romantic Period)	3	70	25	30	11	100	36
30254020	Major Literary Texts (17th Century to Romantic Period)	3	70	25	30	11	100	36
30254030	English Language Teaching at School	3	70	25	30	11	100	36
30264010	Gadya Sahitya Swaroopo no Abhyas	3	70	25	30	11	100	36
30274020	Nibandhetar Gadya Vidhyae	3	70	25	30	11	100	36
30284010	Swasthya Chintan (Charak Samhita- Swasthavrutta V ane VI	3	70	25	30	11	100	36
40324010	Principles and Theories of Curriculum Transactions	2	70	25	30	11	100	36
50314010	Pre-Practice Teaching - I	2	70	25	30	11	100	36

Sr. No.	Grade	Min Marks	Max Marks	Min GPA	Max GPA	Status	GradePoint	Description
1	Out	00	100	0	10	PASS	10	Outstanding

4:36 PM 4/23/2021

Office Record (O.R) Report

portal.ite.ac.in/core-emli/code/emli/

Center of Education,IITE,Gandhinagar
Sign out

Student Exam

Name : CHAREL JAYKUMAR TERSINGBHAI
College : Center of Education,IITE,Gandhinagar
Seat No : 2007014018
Statement No: 5043

Mother Name : SAVITABEN
PRN: 201705990000183
SID : 0101010120170105

Subject Code	Subject Type	External Exam		External Exam (Agg.)		Internal Exam		Total		Grade Code	Grade Point	EGP	Status	Remark	Subject Log		
		Max	Obt	Max	Obt	Max	Obt	Max	Obt								
10314010	Written	70	26	70	26	30	21	100	47	B	5	10	P	E,C			
20324010	Written	70	0	70	0	30	18	100	18	F	0	0	F	N,C			
30254020	Written	70	0	70	0	30	21	100	21	F	0	0	F	N,C			
30254030	Written	70	0	70	0	30	20	100	20	F	0	0	F	N,C			
40324010	Written	70	0	70	0	30	14	100	14	F	0	0	F	N,C			
Credit : 18				EGP : 115		SGPA : 6.39		Status : FAIL				Grade : F					
Total Credit : 91				Total EGP : 626		CGPA : 6.88		Final Status : FAIL				Final Grade : A					
Ordinance: Not Applied																	
				TOTAL CREDIT OFFERED				CREDIT EARNED				TOTAL EGP		CGPA		GRADE	
Pedagogy Studies (B.Ed)				36				28				206		7.36		A+	
Subject-B.A				72				63				420		6.67		A	
OverAll B.A. B.Ed.				108				91				626		6.88		A	

1:36 PM 4/23/2021

Select Ranker report



Click on course, semester, session and then submit

Show the overall marks

Ranker Report

portal.ite.ac.in/core-emli/code/emli/

Center of Education,IITE,Gandhinagar
Sign out

Student Exam

Ranker Report

Center : Center of Education,IITE,Gandhinagar

Copy CSV Excel PDF Print

Search:

SID	NAME	COLLEGE	CGPA	CGPA GRADE	INT OBT	INT OUT OF	EXT OBT	EXT OUT OF	TOTAL OBT	TOTAL OUT OF	RESULT	SUBJECT SPECIALIZATION	PEDAGOGY STUDIES (B.ED) INT OBT	PEDA STUDY (B.ED) OUT C
0101010120160011	RAGLANA PRIYA GOPAL SINGH	Center of Education,IITE,Gandhinagar	7.93	A+	2004	2580	4316	6020	6320	8600	PASS	English & Education	1031	1350
0101010120160010	PATEL SHREYABEN NARENDRABHAI	Center of Education,IITE,Gandhinagar	7.83	A+	1977	2580	4295	6020	6272	8600	PASS	English & Education	1026	1350
0101010120160008	NISHA	Center of Education,IITE,Gandhinagar	7.78	A+	2008	2580	4228	6020	6236	8600	PASS	English & Education	1034	1350
0101010120160012	KUMARI MAHIMA	Center of Education,IITE,Gandhinagar	7.55	A+	1860	2580	4146	6020	6006	8600	PASS	English & Education	953	1350
0101010120160007	KHUNTI JAY SURESHKUMAR	Center of Education,IITE,Gandhinagar	7.29	A+	1828	2580	3942	6020	5770	8600	PASS	English & Education	943	1350

Office Record (O.R) Report
Ranker Report

1:36 PM 4/23/2021

Ranker Report

portal.ite.ac.in/core-emli/code/emli/

Center of Education,IITE,Gandhinagar
Sign out

Student Exam

0101010120160011	RAGLANA PRIYA GOPAL SINGH	Center of Education,IITE,Gandhinagar	7.93	A+	2004	2580	4316	6020	6320	8600	PASS	English & Education	1031	1350
0101010120160010	PATEL SHREYABEN NARENDRABHAI	Center of Education,IITE,Gandhinagar	7.83	A+	1977	2580	4295	6020	6272	8600	PASS	English & Education	1026	1350
0101010120160008	NISHA	Center of Education,IITE,Gandhinagar	7.78	A+	2008	2580	4228	6020	6236	8600	PASS	English & Education	1034	1350
0101010120160012	KUMARI MAHIMA	Center of Education,IITE,Gandhinagar	7.55	A+	1860	2580	4146	6020	6006	8600	PASS	English & Education	953	1350
0101010120160007	KHUNTI JAY SURESHKUMAR	Center of Education,IITE,Gandhinagar	7.29	A+	1828	2580	3942	6020	5770	8600	PASS	English & Education	943	1350
0101010120160009	TUKADIYA PURVI NILESHBHAI	Center of Education,IITE,Gandhinagar	7.05	A+	1810	2580	3687	6020	5497	8600	PASS	English & Education	923	1350

Showing 1 to 6 of 6 entries

First Previous 1 Next Last

1:39 PM 4/23/2021

Ranker Report

portalite.ac.in/core-emli/code/emli/

Center of Education, IITE, Gandhinagar
Sign out

Student Exam

Ranker Report

Search:

SUBJECT SPECIALIZATION	PEDAGOGY STUDIES (B.ED) INT OBT	PEDAGOGY STUDIES (B.ED) INT OUT OF	PEDAGOGY STUDIES (B.ED) EXT OBT	PEDAGOGY STUDIES (B.ED) EXT OUT OF	PEDAGOGY STUDIES (B.ED) OBT	PEDAGOGY STUDIES (B.ED) OUT OF	SUBJECT- B.A INT OBT	SUBJECT- B.A INT OUT OF	SUBJECT- B.A EXT OBT	SUBJECT- B.A EXT OUT OF	SUBJECT- B.A OBT	SUBJECT- B.A OUT OF
English & Education	1031	1350	2226	3150	3257	4500	973	1230	2090	2870	3063	4100
English & Education	1026	1350	2319	3150	3345	4500	951	1230	1976	2870	2927	4100
English & Education	1034	1350	2188	3150	3222	4500	974	1230	2040	2870	3014	4100
English & Education	953	1350	2181	3150	3134	4500	907	1230	1965	2870	2872	4100
English & Education	943	1350	2038	3150	2981	4500	885	1230	1904	2870	2789	4100
English & Education	923	1350	1931	3150	2854	4500	887	1230	1756	2870	2643	4100

1:39 PM 4/23/2021

Repeater student Report

Go to exam – Post exam dashboard – Repeater student Report

Select course from filter

Shown as academic year wise report

Repeater Student Report

portal.ite.ac.in/core-emli/tcde/emli/

Center of Education, IITE, Gandhinagar
Sign out

Student Exam

Repeater Student Report

Bachelor of Science & Bachelor of Education

ADMISSION YEAR	SEM 1	SEM 2	SEM 3	SEM 4	SEM 5	SEM 6	SEM 7	SEM 8	TOTAL
2021-22	0	0	0	0	0	0	0	0	0
2020-21	28	28	0	0	0	0	0	0	57
2019-20	5	2	10	9	0	0	0	0	28
2018-19	7	0	2	0	1	5	0	0	14
2017-18	0	0	0	0	0	0	0	1	1
2016-17	0	0	0	0	0	0	0	0	0
2015-16	0	0	0	0	0	0	0	0	0
Total	40	28	12	9	1	5	0	1	106

Filter
Program
B.Sc. B.Ed.

Submit

MA.ed

Highlight Match Case Match Diacritics Whole Words 1 of 1 match

Type here to search

31°C Smoke

19:12
09-11-2021

Click on the blue button of No. Of students list will be open

Repeater Student Report

portal.ite.ac.in/core-emli/tcde/emli/

Bachelor of Science & Bachelor of Education [Sem 1] [2019]

Excel Print

Search:

SID	ENROLLMENT NO.	NAME	SEMESTER	LAST APPEARED SESSION	FAIL SUBJECT COUNT	FAIL SUBJECT
0101010220190001	190010010002	ANURAG RAI CHOUDHARY	1		0	NOT APPEARED
0101010220190004	190010010007	BARANDA CHINTAN KIRTIKUMAR	1		0	NOT APPEARED
0101010220190011	190010010016	CHAUDHARI CHINTAN DINESHBHAI	1	June-Dec-2020	3	Calculus of Function of one Variable, General Physics, Optics I
0101010220190022	190010010032	DINDOR HARDIKKUMAR SUKABHAI	1	June-Dec-2020	2	Calculus of Function of one Variable, General Physics
0101010220190031	190010010045	JADEJA SARVAJEETSINH PRAVINSINH	1	June-Dec-2020	1	Optics I
0101010220190046	190010010066	PAGI KISHANKUMAR CHHATRABHAI	1	June-Dec-2020	1	Calculus of Function of one Variable
0101010220190051	190010010072	PARMAR PARTHRAJSINH MAHENDRASINH	1	June-Dec-2020	1	Invertebrate Zoology
0101010220190065	190010010096	PRAJAPATI SHREYASH SHAILESHKUMAR	1	June-Dec-2020	5	REL Gujarati - I, Calculus of Function of one Variable, Chemical Bonding, General Physics, Optics I
0101010220190091	190010010107	SAVALIYA DEEPAKUMAR CHANDUBHAI	1	June-Dec-2020	3	Calculus of Function of one Variable, General Physics, Optics I

Showing 1 to 9 of 9 entries

MA.ed

Highlight Match Case Match Diacritics Whole Words 1 of 1 match

Type here to search

31°C Smoke

19:22
09-11-2021